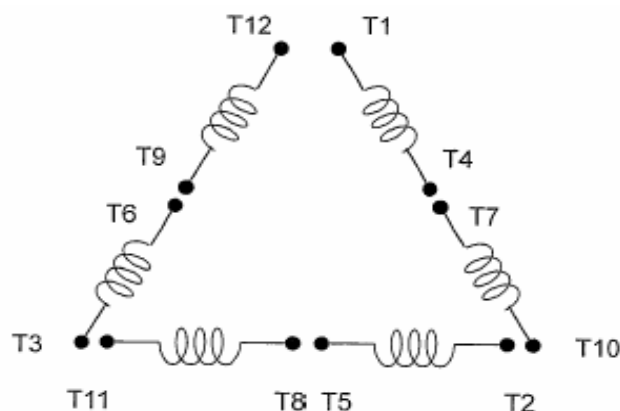
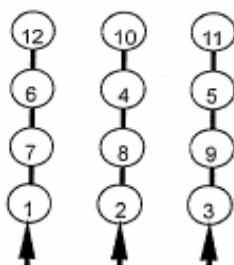


DATE: December 6, 2010	CONNECTION DIAGRAM	CATALOG NO.: NP0256
---------------------------	---------------------------	-------------------------------

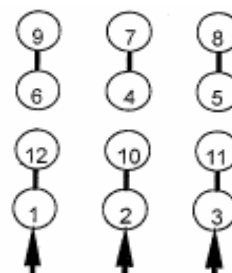


SCHEMATIC - Δ / Y CONNECTION

ACROSS THE LINE CONNECTION



LINE
230 VOLT CONNECTION



LINE
460 VOLT CONNECTION

***CONTACT TWMC IF YOU HAVE ANY QUESTIONS
REGARDING THE MOTOR CONNECTION.
PH: 1-800-873-8326**

TECO  **Westinghouse**

DWG NO.
DAC-1565-5