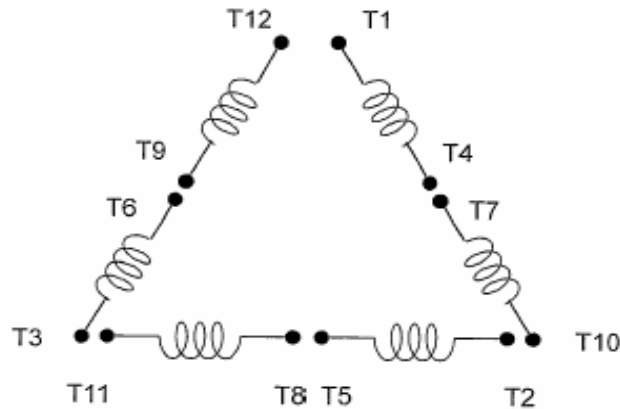


DATE:  
May 3, 2011

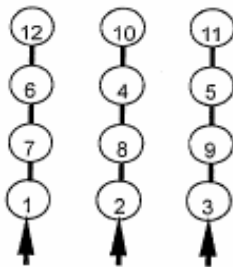
# CONNECTION DIAGRAM

CATALOG NO.:  
NP0206C

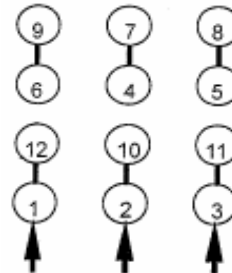


**SCHEMATIC -  $\Delta$  / Y CONNECTION**

## ACROSS THE LINE CONNECTION



**LINE**  
**230 VOLT CONNECTION**



**LINE**  
**460 VOLT CONNECTION**

**\*CONTACT TWMC IF YOU HAVE ANY QUESTIONS  
REGARDING THE MOTOR CONNECTION.**

**PH: 1-800-873-8326**

**TECO**  **Westinghouse**

DWG NO.  
**DAC-1565-5**