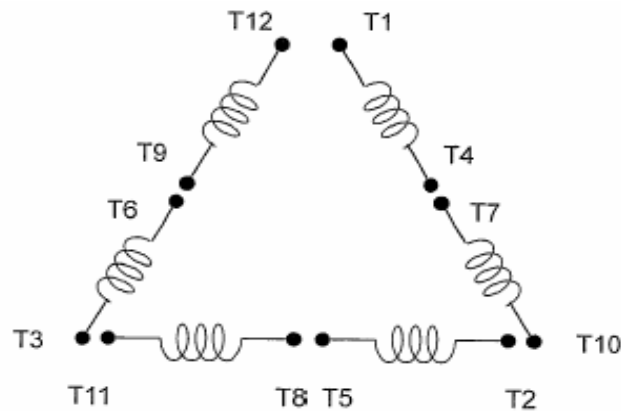
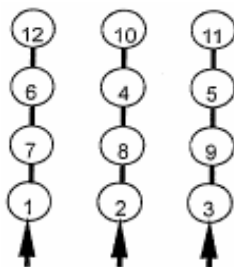


DATE: May 3, 2011	<b>CONNECTION DIAGRAM</b>	CATALOG NO.: <b>NP0204C</b>
----------------------	---------------------------	--------------------------------

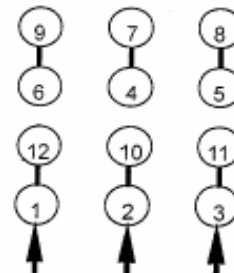


**SCHEMATIC -  $\Delta$  / Y CONNECTION**

## ACROSS THE LINE CONNECTION



**LINE  
190 VOLT CONNECTION**



**LINE  
380 VOLT CONNECTION**

**\*CONTACT TWMC IF YOU HAVE ANY QUESTIONS  
REGARDING THE MOTOR CONNECTION.**

**PH: 1-800-873-8326**

**TECO**  **Westinghouse**

DWG NO.  
**DAC-1565-5**