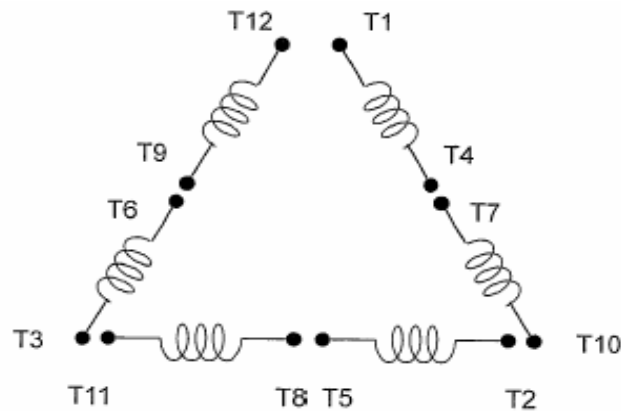
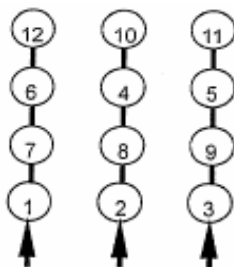


DATE: December 6, 2010	<b>CONNECTION DIAGRAM</b>	CATALOG NO.: <b>NP0154</b>
---------------------------	---------------------------	-------------------------------

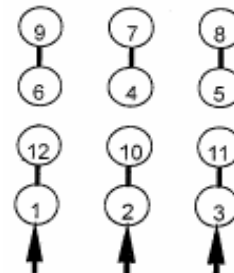


**SCHEMATIC -  $\Delta$  / Y CONNECTION**

## ACROSS THE LINE CONNECTION



**LINE  
230 VOLT CONNECTION**



**LINE  
460 VOLT CONNECTION**

**\*CONTACT TWMC IF YOU HAVE ANY QUESTIONS  
REGARDING THE MOTOR CONNECTION.**

**PH: 1-800-873-8326**

**TECO**  **Westinghouse**

DWG NO.  
**DAC-1565-5**