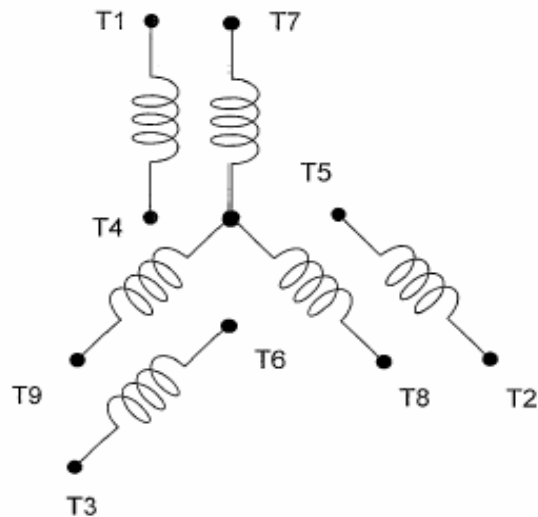
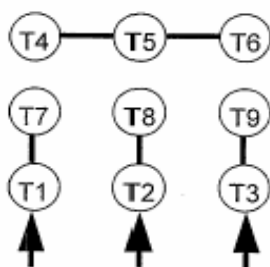


DATE: May 3, 2011	CONNECTION DIAGRAM	CATALOG NO.: NP0022C
----------------------	---------------------------	-------------------------

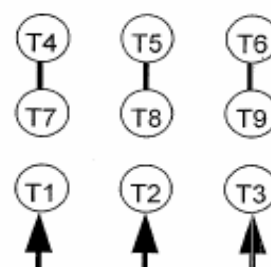


SCHEMATIC - 2Y/Y CONNECTION

ACROSS THE LINE CONNECTION



LINE
190 VOLT CONNECTION



LINE
380 VOLT CONNECTION

TECO  **Westinghouse**

DWG NO.
DAC-1566-2