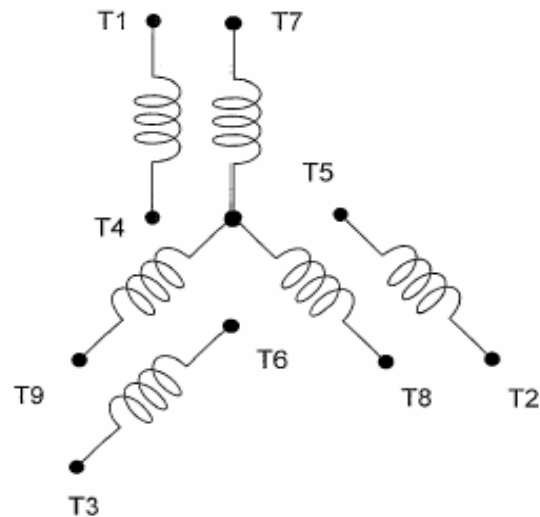
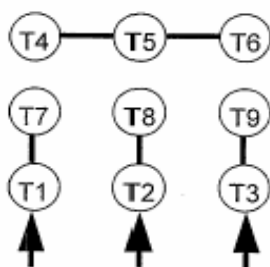


DATE: December 22, 2010	CONNECTION DIAGRAM	CATALOG NO.: NP0016
----------------------------	---------------------------	-------------------------------

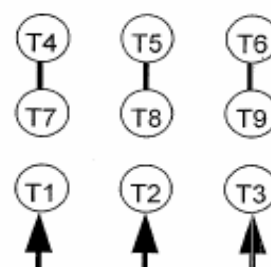


SCHEMATIC - 2Y/Y CONNECTION

ACROSS THE LINE CONNECTION



LINE
190 VOLT CONNECTION



LINE
380 VOLT CONNECTION

TECO  **Westinghouse**

DWG NO.
DAC-1566-2