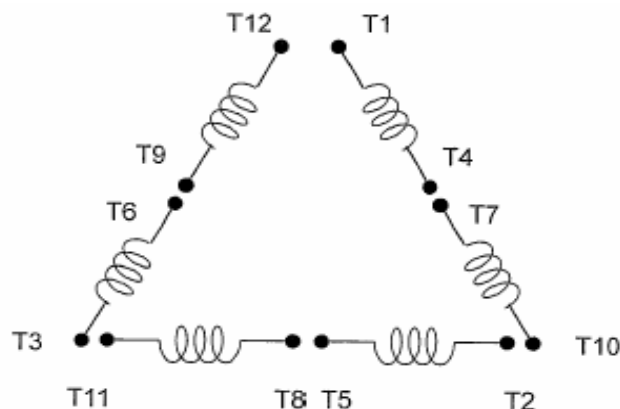
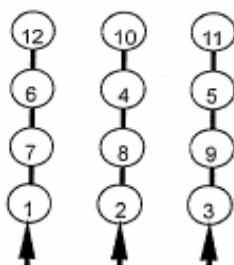


DATE: March 18, 2011	<b>CONNECTION DIAGRAM</b>	CATALOG NO.: <b>EPV0404C-50</b>
-------------------------	---------------------------	------------------------------------

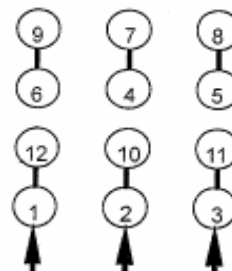


**SCHEMATIC -  $\Delta$  / Y CONNECTION**

## ACROSS THE LINE CONNECTION



**LINE  
190 VOLT CONNECTION**



**LINE  
380 VOLT CONNECTION**

**\*CONTACT TWMC IF YOU HAVE ANY QUESTIONS  
REGARDING THE MOTOR CONNECTION.  
PH: 1-800-873-8326**

**TECO**  **Westinghouse**

DWG NO.  
**DAC-1565-5**