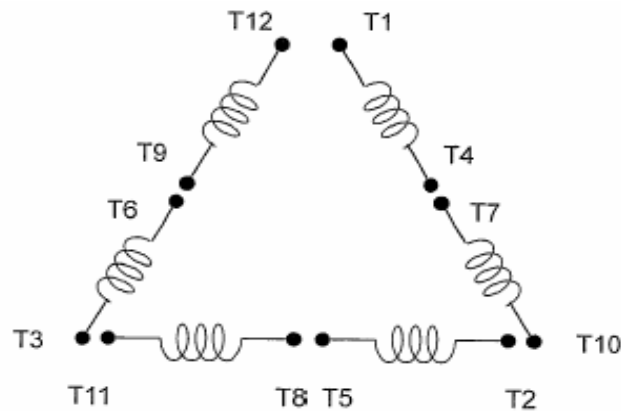
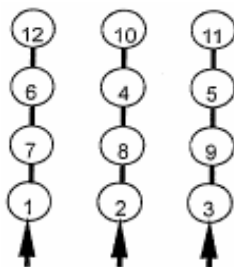


DATE: March 18, 2011	CONNECTION DIAGRAM	CATALOG NO.: EPV0204C-50
-------------------------	---------------------------	------------------------------------

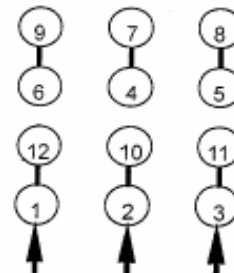


SCHEMATIC - Δ / Y CONNECTION

ACROSS THE LINE CONNECTION



**LINE
190 VOLT CONNECTION**



**LINE
380 VOLT CONNECTION**

***CONTACT TWMC IF YOU HAVE ANY QUESTIONS
REGARDING THE MOTOR CONNECTION.**

PH: 1-800-873-8326

TECO  **Westinghouse**

DWG NO.
DAC-1565-5