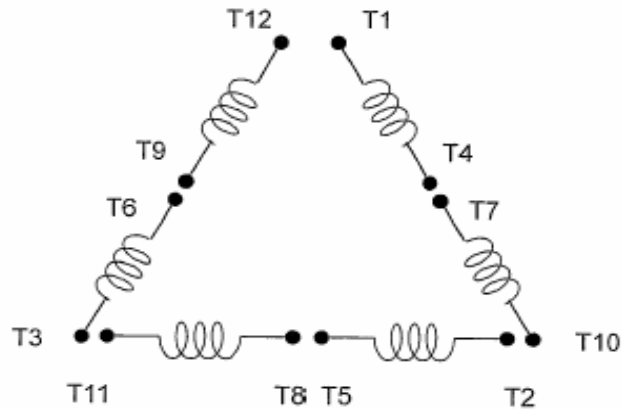


DATE:
March 18, 2011

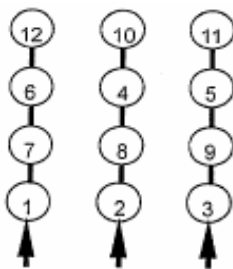
CONNECTION DIAGRAM

CATALOG NO.:
EPV0104C

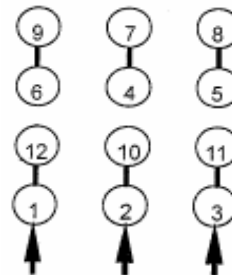


SCHEMATIC - Δ / Y CONNECTION

ACROSS THE LINE CONNECTION



LINE
230 VOLT CONNECTION



LINE
460 VOLT CONNECTION

***CONTACT TWMC IF YOU HAVE ANY QUESTIONS
REGARDING THE MOTOR CONNECTION.**

PH: 1-800-873-8326

TECO  **Westinghouse**

DWG NO.
DAC-1565-5