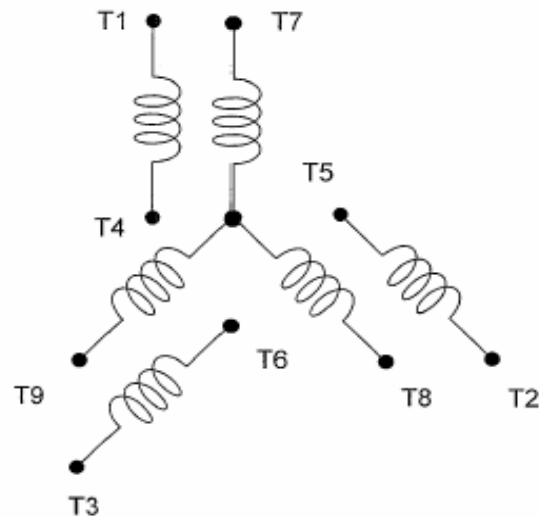
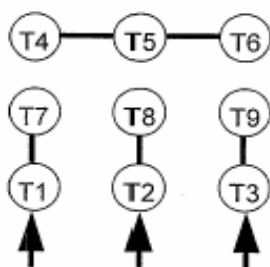


DATE: April 5, 2011	CONNECTION DIAGRAM	CATALOG NO.: EPV0016C-50
------------------------	---------------------------	------------------------------------

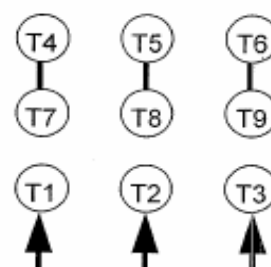


SCHEMATIC - 2Y/Y CONNECTION

ACROSS THE LINE CONNECTION



LINE
190 VOLT CONNECTION



LINE
380 VOLT CONNECTION

TECO  **Westinghouse**

DWG NO.
DAC-1566-2