

DATE:  
April 5, 2006

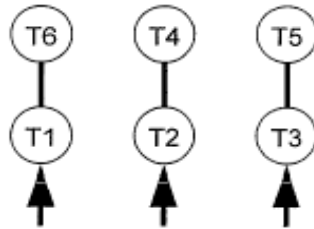
# CONNECTION DIAGRAM

CATALOG NO.:  
EP4504R-50



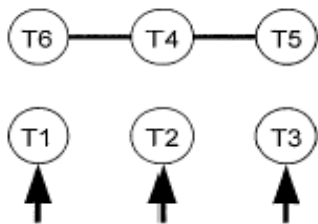
**SCHEMATIC - Δ / Y CONNECTION**

## ACROSS THE LINE CONNECTION

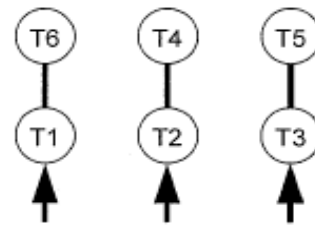


**380 VOLT CONNECTION**

## WYE START-DELTA RUN CONNECTION



**LINE  
380 VOLT START**



**LINE  
380 VOLT RUN**

**TECO**  **Westinghouse**

DWG NO.  
**DAC-1545-3**