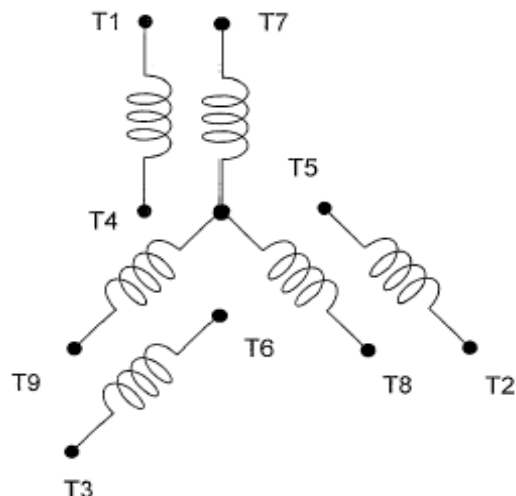
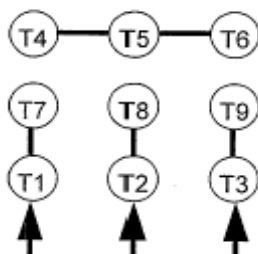


DATE: September 13, 2006	CONNECTION DIAGRAM	CATALOG NO.: EP1/52C
-----------------------------	---------------------------	--------------------------------

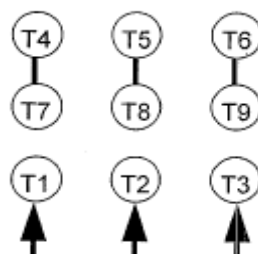


SCHEMATIC - 2Y/Y CONNECTION

ACROSS THE LINE CONNECTION



LINE
230 VOLT CONNECTION



LINE
460 VOLT CONNECTION

TECO  **Westinghouse**

DWG NO.
DAC-1566-2