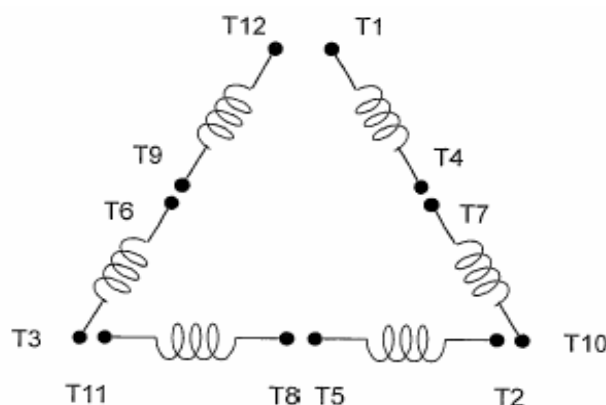


DATE:
August 1, 2013

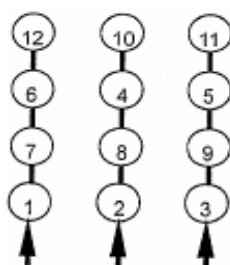
CONNECTION DIAGRAM

CATALOG NO.:
EP1254C

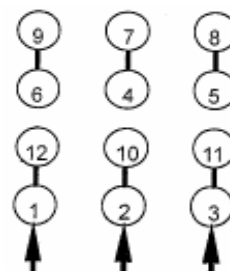


SCHEMATIC - Δ / Y CONNECTION

ACROSS THE LINE CONNECTION



**LINE
230 VOLT CONNECTION**



**LINE
460 VOLT CONNECTION**

***CONTACT TWMC IF YOU HAVE ANY QUESTIONS
REGARDING THE MOTOR CONNECTION.
PH: 1-800-873-8326**

TECO  **Westinghouse**

DWG NO.
DAC-1565-5