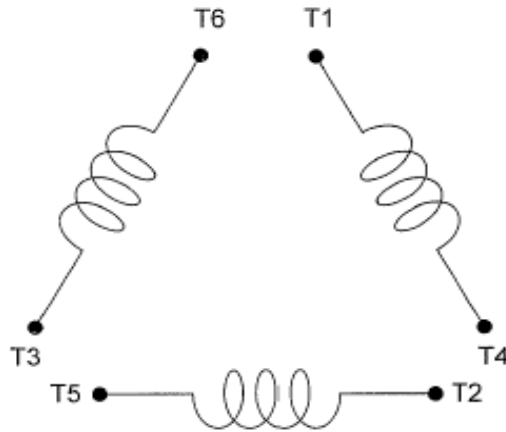


DATE:
July 7, 2005

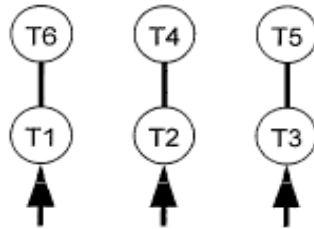
CONNECTION DIAGRAM

CATALOG NO.:
EP07545



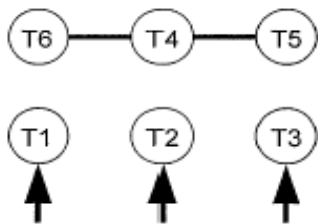
SCHEMATIC - Δ / Y CONNECTION

ACROSS THE LINE CONNECTION

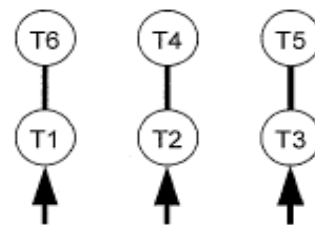


575 VOLT CONNECTION

WYE START-DELTA RUN CONNECTION



**LINE
575 VOLT START**



**LINE
575 VOLT RUN**

TECO  **Westinghouse**

DWG NO.
DAC-1545-3A