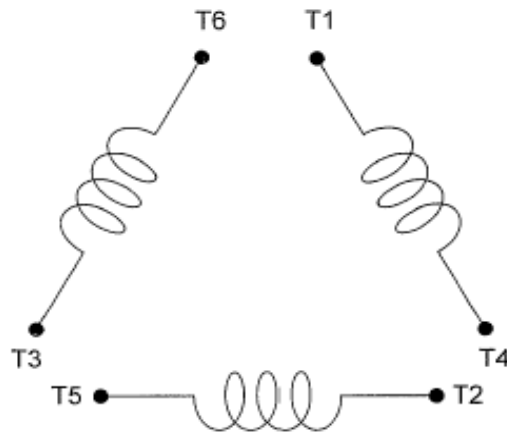
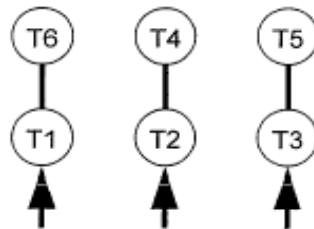


DATE: July 7, 2005	CONNECTION DIAGRAM	CATALOG NO.: EP04065
------------------------------	---------------------------	--------------------------------



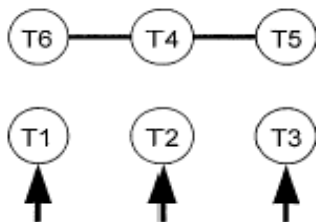
SCHEMATIC - Δ / Y CONNECTION

ACROSS THE LINE CONNECTION

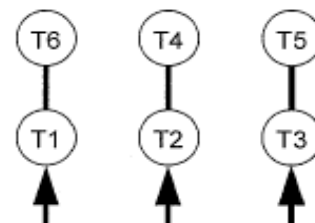


575 VOLT CONNECTION

WYE START-DELTA RUN CONNECTION



**LINE
575 VOLT START**



**LINE
575 VOLT RUN**

TECO  **Westinghouse**

DWG NO.
DAC-1545-3A