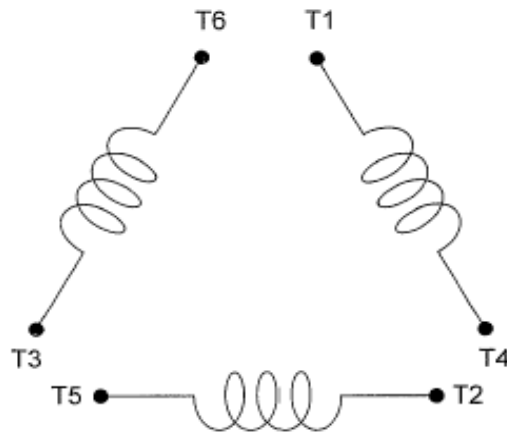
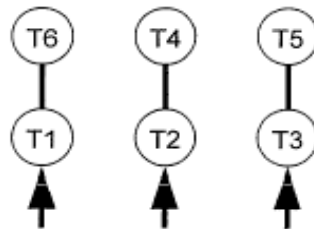


DATE: <b>July 7, 2005</b>	<b>CONNECTION DIAGRAM</b>	CATALOG NO.: <b>EP02025</b>
------------------------------	---------------------------	--------------------------------



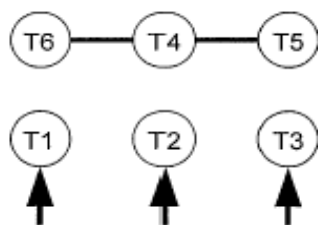
**SCHEMATIC -  $\Delta$  / Y CONNECTION**

## ACROSS THE LINE CONNECTION

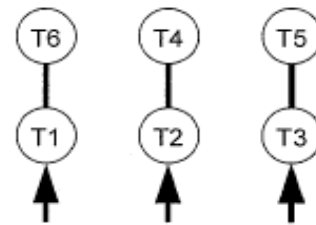


**575 VOLT CONNECTION**

## WYE START-DELTA RUN CONNECTION



**LINE  
575 VOLT START**



**LINE  
575 VOLT RUN**

**TECO**  **Westinghouse**

DWG NO.  
**DAC-1545-3A**