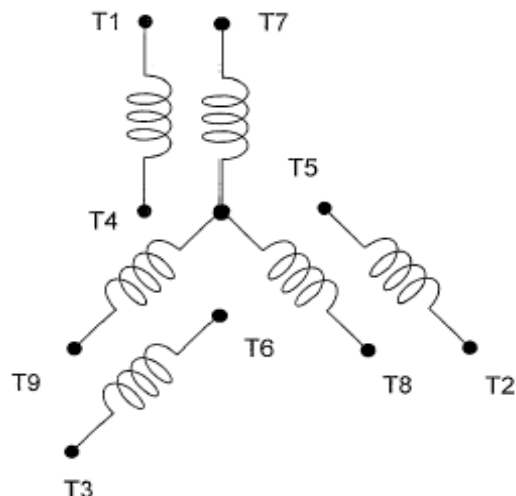
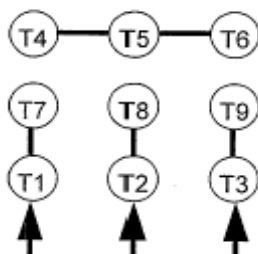


DATE: September 13, 2006	CONNECTION DIAGRAM	CATALOG NO.: EP0012C
-----------------------------	---------------------------	--------------------------------

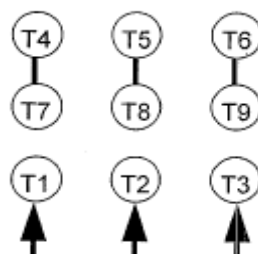


SCHEMATIC - 2Y/Y CONNECTION

ACROSS THE LINE CONNECTION



**LINE
230 VOLT CONNECTION**



**LINE
460 VOLT CONNECTION**

TECO  **Westinghouse**

DWG NO.
DAC-1566-2