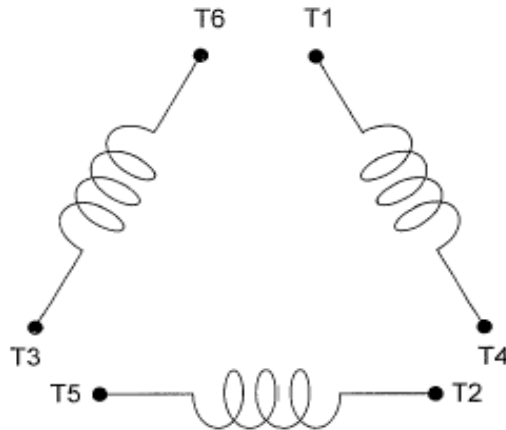


DATE:
October 5, 2006

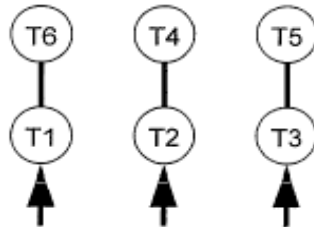
CONNECTION DIAGRAM

CATALOG NO.:
E7004R



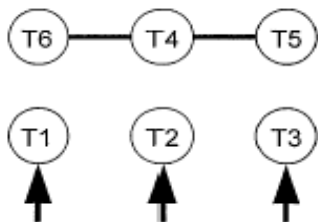
SCHEMATIC - Δ / Y CONNECTION

ACROSS THE LINE CONNECTION

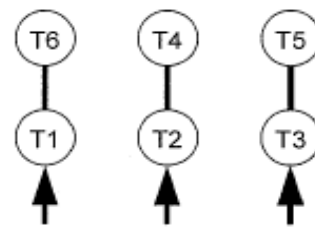


460 VOLT CONNECTION

WYE START-DELTA RUN CONNECTION



**LINE
460 VOLT START**



**LINE
460 VOLT RUN**

TECO  **Westinghouse**

DWG NO.
DAC-1545-3