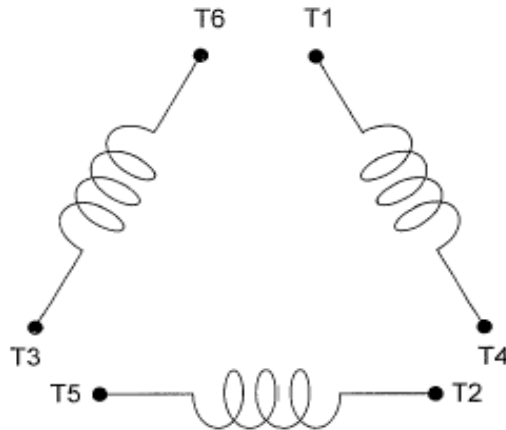


DATE:  
May 12, 2005

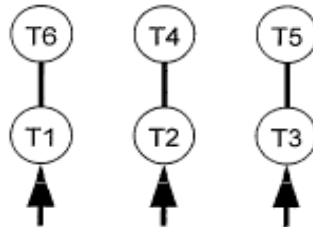
# CONNECTION DIAGRAM

CATALOG NO.:  
E5008R



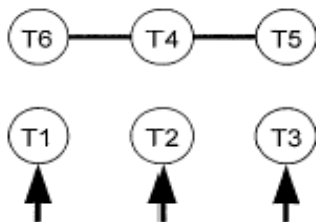
**SCHEMATIC - Δ / Y CONNECTION**

## ACROSS THE LINE CONNECTION

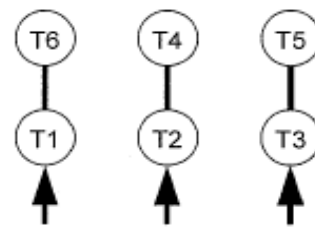


**460 VOLT CONNECTION**

## WYE START-DELTA RUN CONNECTION



**LINE  
460 VOLT START**



**LINE  
460 VOLT RUN**

**TECO**  **Westinghouse**

DWG NO.  
**DAC-1545-3**