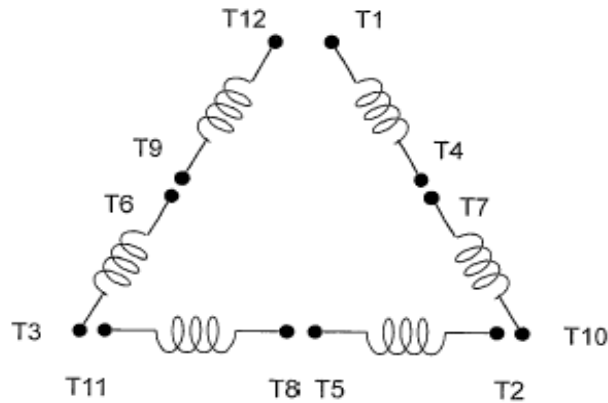


DATE:
August 19, 2015

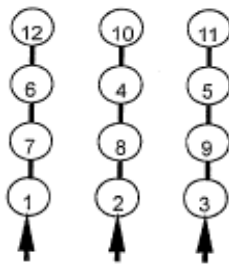
CONNECTION DIAGRAM

DTP7/52G

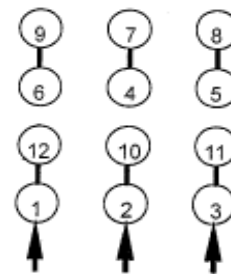


SCHEMATIC - Δ / Y CONNECTION

ACROSS THE LINE CONNECTION

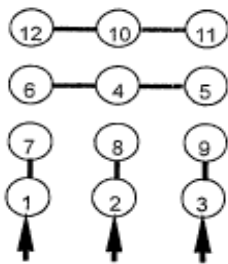


**LINE
230 VOLT CONNECTION**

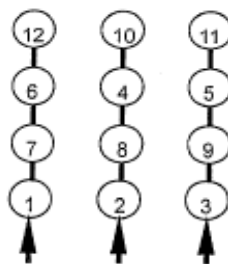


**LINE
460 VOLT CONNECTION**

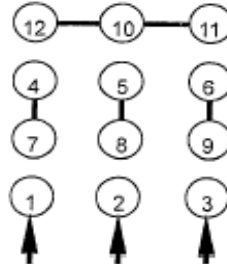
WYE START-DELTA RUN CONNECTION



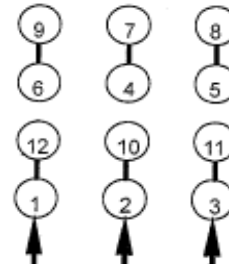
**LINE
230 VOLT START**



**LINE
230 VOLT RUN**



**LINE
460 VOLT START**



**LINE
460 VOLT RUN**



DWG NO.

DAC-1565-4