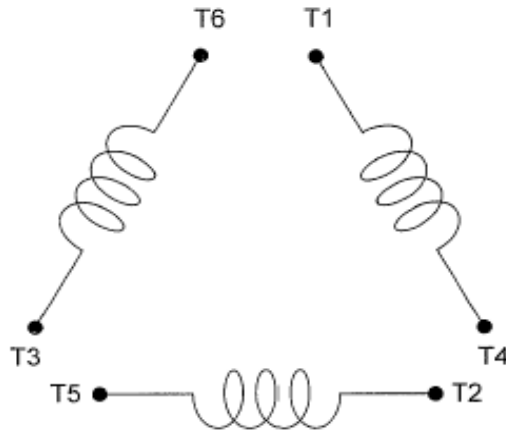


DATE:
April 28, 2005

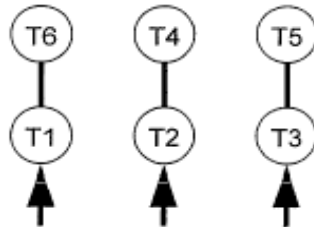
CONNECTION DIAGRAM

CATALOG NO.:
CD3508R



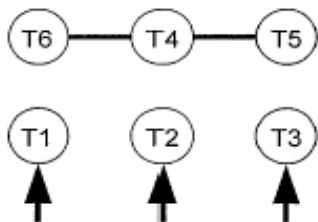
SCHEMATIC - Δ / Y CONNECTION

ACROSS THE LINE CONNECTION

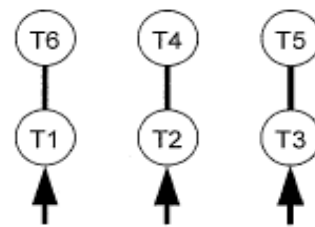


460 VOLT CONNECTION

WYE START-DELTA RUN CONNECTION



**LINE
460 VOLT START**



**LINE
460 VOLT RUN**

TECO  **Westinghouse**

DWG NO.
DAC-1545-3