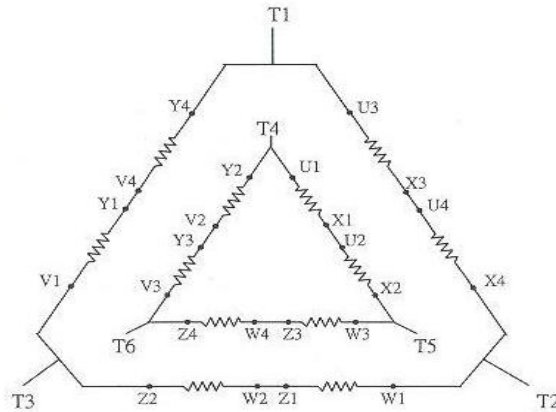


DATE:  
January 14, 2009

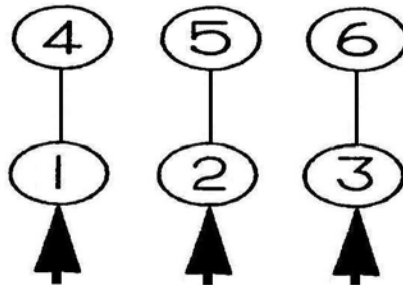
# CONNECTION DIAGRAM

CATALOG NO.:



**SCHEMATIC - 2Δ / Δ CONNECTION**

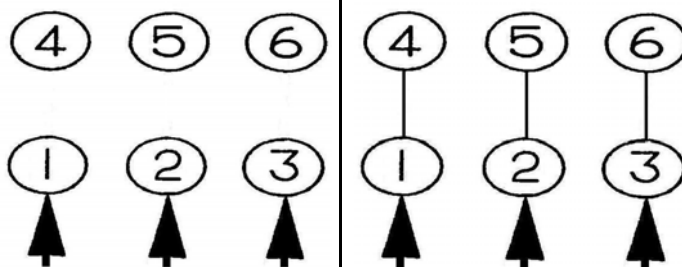
## ACROSS THE LINE OR VFD CONNECTION



**LINE**

**460 VOLT CONNECTION**

## 460 VOLT PART WINDING START CONNECTION



**LINE**

**460 VOLT START**

**LINE**

**460 VOLT RUN**



DWG NO.

**DAC-1565-9**