

Data sheet for three-phase Squirrel-Cage-Motors

Totally Enclosed Fan Cooled (TEFC)



MLFB-Ordering data: 1MB2221-4AB21-6AA3

Client order no.:
Order no.:
Offer no.:
Remarks:

Item no.:
Consignment no.:
Project:

U [V]	Δ / Y	f [Hz]	P [HP]	P [kW]	n [rpm]	I Load [Amps]					Nom. Eff Load [%]			Pwr. Factor Load [%]			Torque [lb-ft]	T_A/T_N LRT [%]	T_k/T_N BDT [%]
						4/4	3/4	1/2	0	LRC	4/4	3/4	1/2	4/4	3/4	1/2			
460	Δ	60	100.00	-/-	1,780	113.00	85.10	61.10	30.00	725.0	95.4	96.0	95.8	87.0	86.0	80.0	295.0	180	200
230	$\Delta\Delta$	60	100.00	-/-	1,780	226.00	170.12	122.17	60.00	1450.0	95.4	96.0	95.8	87.0	86.0	80.0	295.0	180	200

Frame Type	Type of constr.: (A) Foot mounted - End shield	Ins. Cl.: Insulation class F	Motor Prot.: (A) No winding protection	NEMA Des.: B	S.F.: 1.15
Mtr WT: 1,189 lbs	Mounting: (3) Mounting - F-1	Temp. Rise Cl.: B	Amb. Temp.: +55 °C @1000 m	kVA: G	IP65

Mechanical data

WK2

Rotor Moment of Inertia: 23 Lb-ft²

Ext Load Inertia Capability: 441.0 Lb-ft²

Safe Stall Time

Hot: 25.0 s

Cold: 35.0 s

Typical Noise Data

A-weighted Sound

Sound Pressure: 79.0 dB(A)

Sound Power: 67.0 dB(A)

Octave Band Center Frequencies Hertz

	250	500	1000	2000	4000	8000	Hz
SPL@3 feet	66.0	76.0	73.0	70.0	65.0	51.0	dB(A)

Bearings

	DE	NDE
Bearing size:	6316 Z C3 S0	6316 Z C3 S0
Bearing Type:	Ball Bearing	Ball Bearing
AFBMA:	80BC03JP30	80BC03JP30

Grease

Capacity:	7.50 oz	7.50 oz
Type:	Exxon Mobile EM	
Thickener:	Polyurea	

Frame

Frame material:	cast iron
Coating (paint finish):	standard
Color, paint shade:	RAL 7030

Terminal box

Terminal box position: (3) Mounting - F-1

Lead Wire Connection

Description:	9 LEAD - DELTA				
Voltage	L1	L2	L3	Connected together	
LOW	T1 T7 T6	T2 T8 T4	T3 T9 T5	---	$\Delta\Delta$
HIGH	T1	T2	T3	T4 T7-T5 T8-T6 T9	Δ

Ventilation Type

Type of Cooling:	TEFC
Fan Material:	Polypropylen ESD
Fan Rotation:	Bidirectional

Additional information

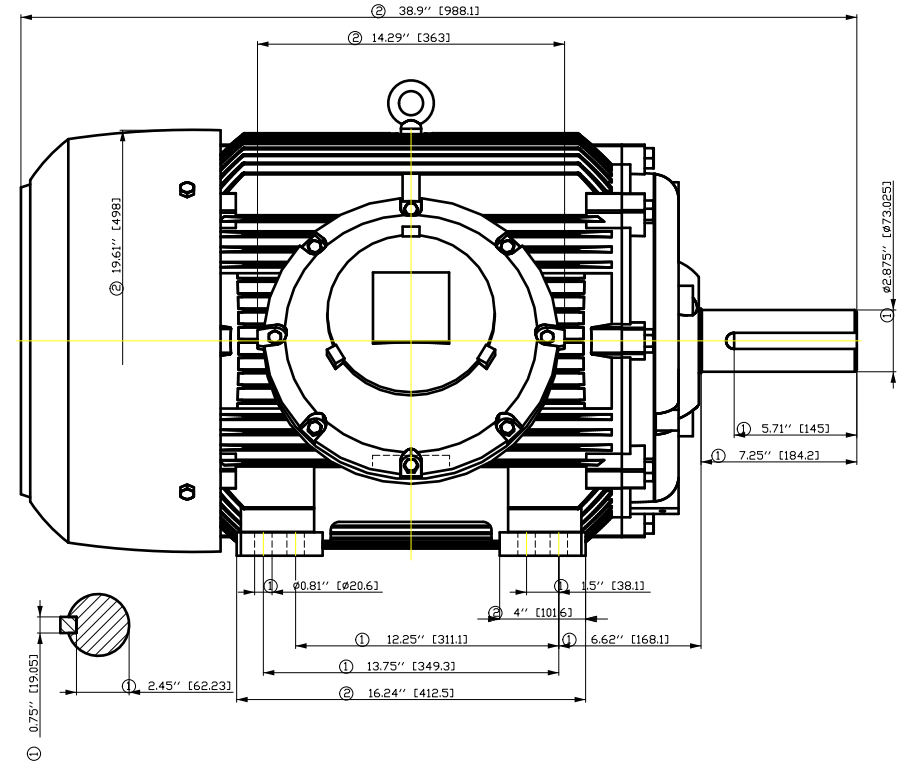
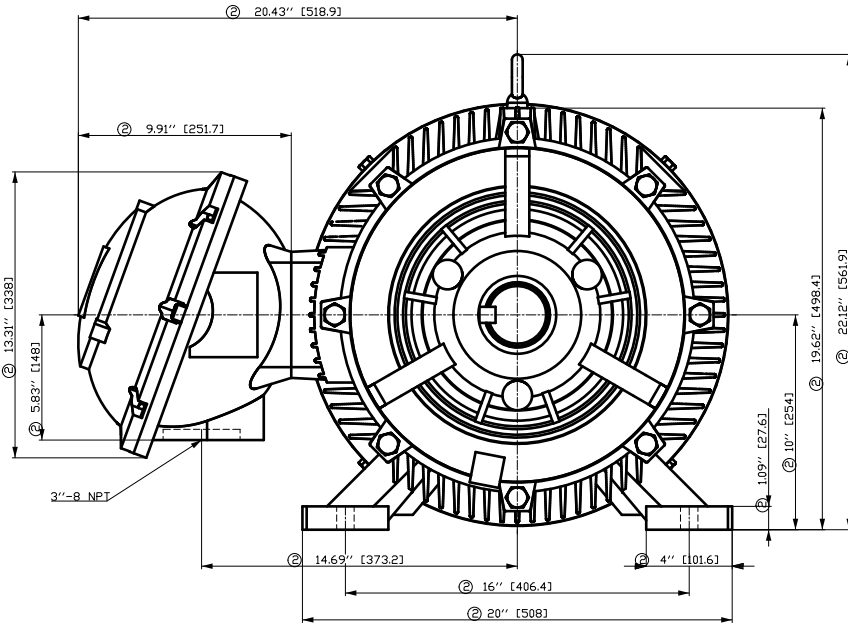
VFD Operation:	CT: 4:1	VT: 20:1
Area: classification:	Class I Division 1 Groups D	
Brake:		

Notes

I_A/I_N = locked rotor current / current nominal T_k/T_N = break down torque / nominal torque
 T_A/T_N = locked rotor torque / torque nominal ¹⁾ Value is valid only for DOL operation with motor design IC411

Technical data are subject to change! There may be discrepancies between calculated and rating plate values.

Generated:
2020-07-06 20:28

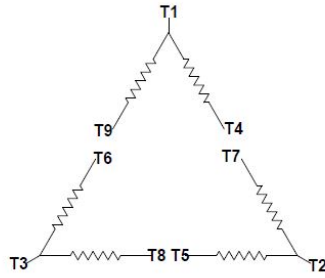


- ① Tolerances according to NEMA std.
- ② All these dimensions corresponding to assemblies and castings shall have a tolerance as per DIN standard 1686-GTB 19.
- ③ Not according to NEMA std.

Tolerance	Surface	Material	Weight	Scale	
FT ÖGCGF-È ÖRÖGF-È ÖÖEH	Author	Öä ^)•ä }ä/ä ä *	È		
È	Creator				ÖVS
	Approval				T ä : ^ä@` } *
	Department				
	Change Order	MFB	Doc Type	/	
	Doc. State	ì ð Ò€	Item No	Paper Size	
	Revision	Index RS	Doc No	1st Language ^)	
				2nd Language ä^	
© Siemens AG 2018	Project No	È	Ref No	È	
				Sheet F of F	

刀线管
 用转为平口
 文全路
 积
 1
 2
 3
 4
 5
 6
 7
 8
 A
 B
 C
 D
 E
 F

Main terminal diagram



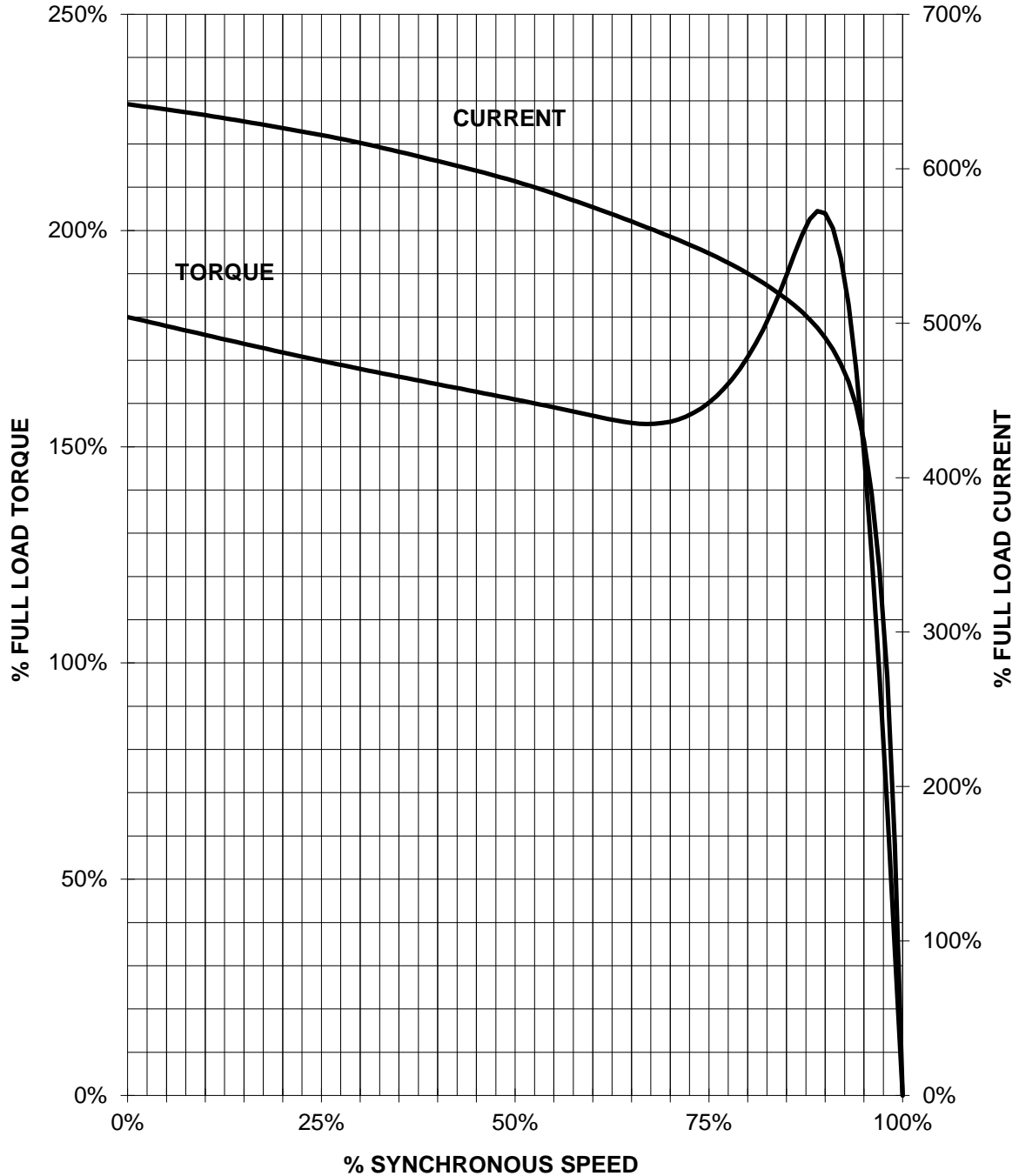
9 LEAD DELTA						
Volts	LINES			CONNECTED TOGETHER	CONN.	
	L1	L2	L3			
LOW	T1 T7 T6	T2 T8 T4	T3 T9 T5		Δ Δ	
HIGH	T1	T2	T3	T4 T7-T5 T8-T6 T9	Δ	

responsible dep. DI MC LVM	technical reference	created by	approved by	project
SIEMENS	document type Wiring Diagram	document status free		customer
	title 1MB2221-4AB21-6AA3	document number		
© Siemens AG 2019	rev. 01	creation date 12/03/2019	language en/en	Page 1/1

SIEMENS INDUSTRY INC.

HP 100 VOLTS <600 RPM 1800 TYPE XP100 1D1
HZ 60 PHASE 3 FRAME 405T NEMA B

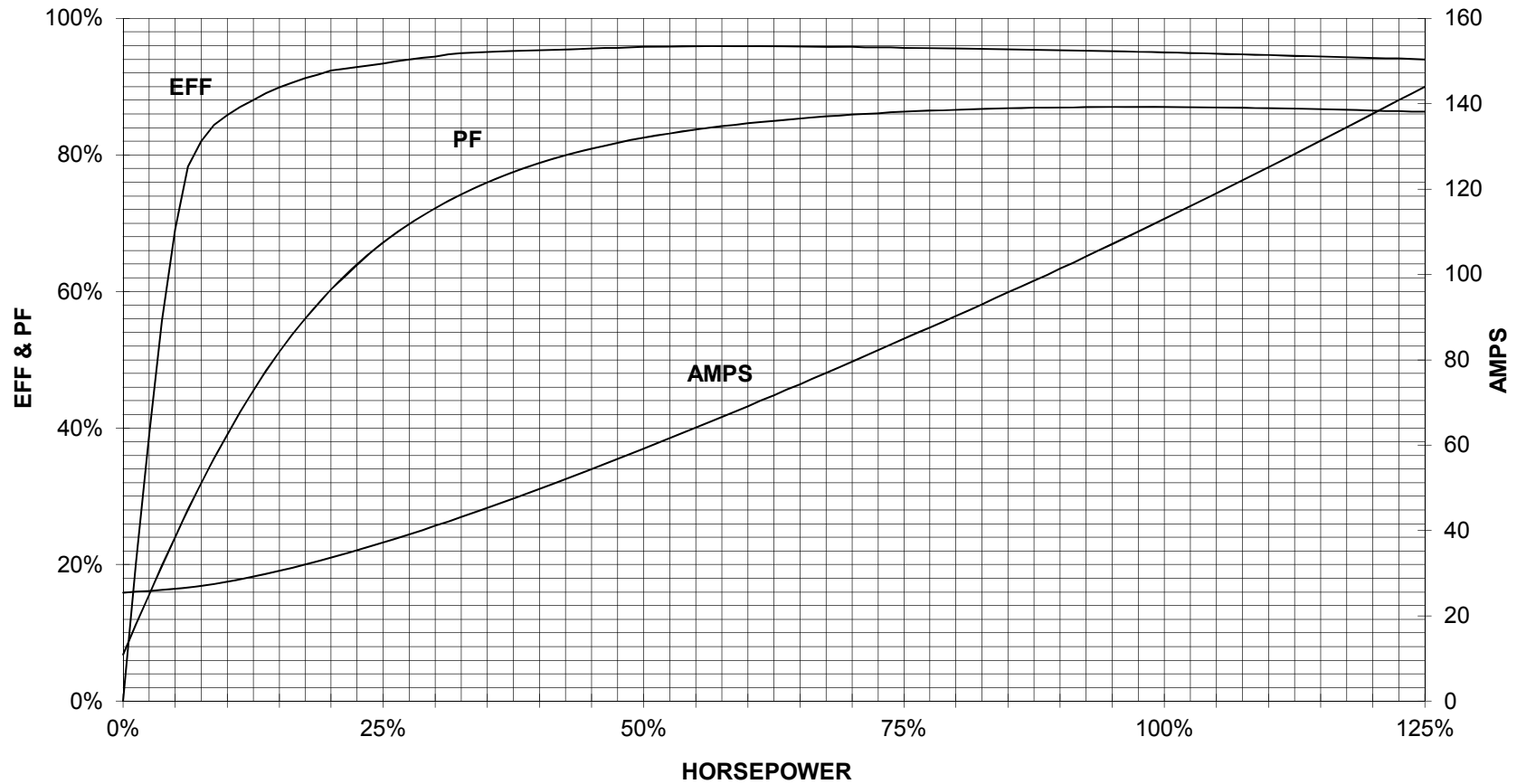
TORQUE & CURRENT VS. SPEED



CUSTOMER: _____ ORDER#: _____

100 HP 1800 RPM 405T FRAME 460 VOLTS 3 PHASE NEMA DESIGN B

SIEMENS INDUSTRY, INC.
PERFORMANCE CURVE
XP100 1D1



CUSTOMER _____ ORDER # _____ PO # _____

PERFORMANCE BASED ON DESIGN CALCULATIONS. SUBJECT TO CHANGE WITHOUT NOTICE.

REV. 1