

Data sheet for three-phase Squirrel-Cage-Motors SIMOTICS

Motor type: FS: 286TC - 4p - 30 hp -

Client order no.	Item-No.	Offer no.
Order no.	Consignment no.	project

Remarks

Electrical data Class I Division 1 Groups D

U [V]	Δ/Y	f [Hz]	P [HP]	P [kW]	n [rpm]	I Load [Amps]					Nom. Eff Load [%]			Pwr. Factor Load [%]			Torque [lb-ft]	T _A /T _N LRT [%]	T _k /T _N BDT [%]
						4/4	3/4	1/2	0	LRC	4/4	3/4	2/4	4/4	3/4	2/4			
460		60	30.00	-/-	1,775	35.00	27.30	20.50	12.00	227.0	93.6	94.1	93.9	85.0	82.0	73.0	89.0	180	251
230		60	30.00	-/-	1,775	70.00					93.6	94.1	93.9	85.0	82.0	73.0	89.0	180	251

Frame Type: 286TC	Type of constr.: (G) Round body - C-Face	Ins. Cl.:Insulation class F	Motor Prot.:(A) No winding protection	NEMA Des.: B	S.F.: 1.15
Mtr. WT:493		Temp. Rise Cl.: B	Amb. Temp.: + to -20 °C @1000 m	kVA: G	I.P.: IP65

Mechanical data

Sound level (SPL / SWL) at 60 Hz	65.0 dB(A) / 76.0 dB(A)	Thickener	Polyurea
Octave Band Center Frequencies Hertz	250 500 1000 2000 4000 8000 Hz	Safe Stall Time Hot	24 s
SPL@3		Safe Stall Time Cold	44 s
Moment of inertia	4.9 Lb-ft ²	Frame material	cast iron
Ext Load Inertia Capability:	144.0 Lb ft ²	Color, paint shade	
Bearings		Coating (paint finish)	
Bearing DE NDE	6310 Z C3 S0 6310 Z C3 S0	Ventilation Type	
Bearing_Type	Ball Bearing Ball Bearing	Method of cooling	TEFC
AFBMA:	50BC03JP30 50BC03JP30	Direction of rotation	Bidirectional
Grease		Fan Material	Polypropylen ESD
Capacity	2.60 oz 2.60 oz	VFD	CT: 4:1 VT: 20:1
Grease Type:	Exxon Mobile EM	Space heaters	without
		Brake:	-/-


Terminal box

Lead Wire Connection	9 LEAD - DELTA	Terminal box position	(3) Mounting - F-1
Voltage	L1 L1 L1 Connected together	Material of terminal box	
LOW	T1 T7 T6 T2 T8 T4 T3 T9 T5 ---	Cable entry	-/-
HIGH	T1 T2 T3 T4 T7-T5 T8-T6 T9		

Notes:

I_r/I_N = locked rotor current / current nominal
 M_r/M_N = locked rotor torque / torque nominal
 M_d/M_N = break down torque / nominal torque
 3) Value is valid only for DOL operation with motor design IC411
 2) at rated power / at full load

responsible dep. DI MC LVM	technical reference	created by DT Configurator	approved by	<i>Technical data are subject to change! There may be discrepancies between software and hardware versions</i>
-------------------------------	---------------------	-------------------------------	-------------	--

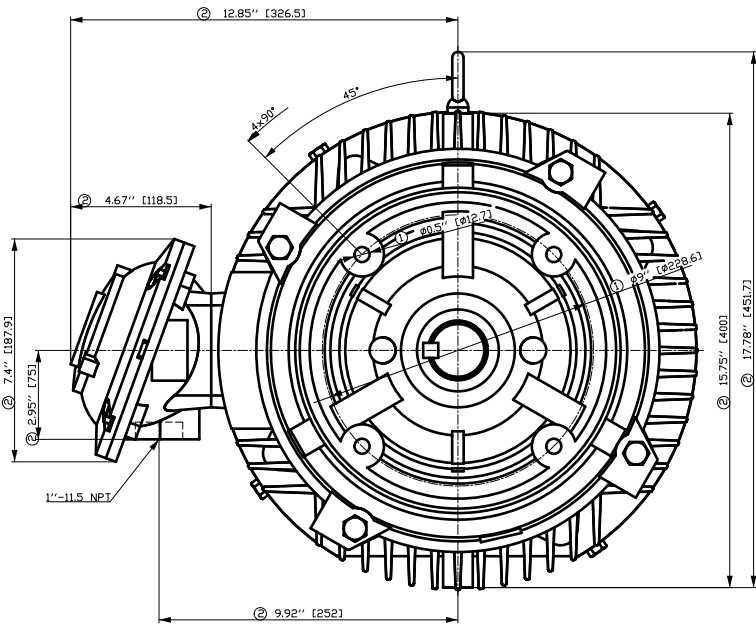
	document type datasheet	document status released	customer	
	title 1MB2221-2CB21-6GA3	document number	rev. 01	creation date 2020-12-22 16:48
© Siemens AG 2020				Page 1/1

刀线等
用转为
文全路
原图
此图

凡属
产品
均须
经
设计
合格
后方
能
生产
此
图
不
得
作
他
用
如
有
不
明
之
处
请
向
设计
部
索
取
技术
文件
此
图
不
得
外
传
如
有
不
明
之
处
请
向
设计
部
索
取
技术
文件
此
图
不
得
外
传

凡属
产品
均须
经
设计
合格
后方
能
生产
此
图
不
得
作
他
用
如
有
不
明
之
处
请
向
设计
部
索
取
技术
文件
此
图
不
得
外
传
如
有
不
明
之
处
请
向
设计
部
索
取
技术
文件
此
图
不
得
外
传

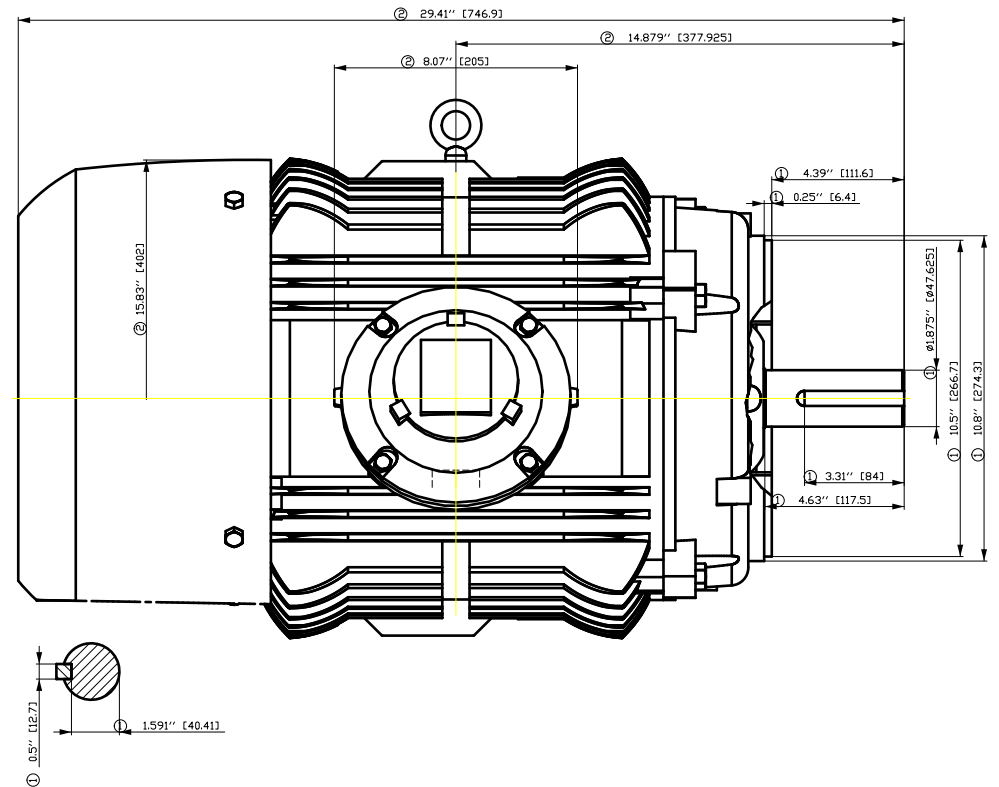
凡属
产品
均须
经
设计
合格
后方
能
生产
此
图
不
得
作
他
用
如
有
不
明
之
处
请
向
设计
部
索
取
技术
文件
此
图
不
得
外
传
如
有
不
明
之
处
请
向
设计
部
索
取
技术
文件
此
图
不
得
外
传



① Tolerances according to NEMA std.

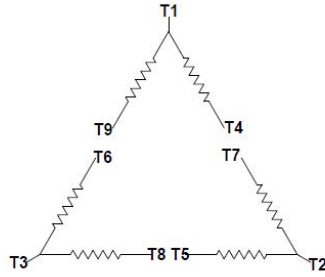
② All these dimensions corresponding to assemblies and castings shall have a tolerance as per DIN standard 1686-GTB 19.

③ Not according to NEMA std.



Tolerance	Surface	Material	Weight	Scale		
			É	$\left\{ \left\{ \begin{matrix} \oplus \\ \ominus \end{matrix} \right. \right\}$		
FT ÖGGEFEÖÖGFEÖ ÖÖH É	Author Creator Approval Department Change Order	Öä ^)•ä }æ!æ ä* T æ : ^æ@` }*				
	Doc. State Revision				MFB	Doc Type
	Index				Item No.	Paper Size
	RS				Doc No.	1st Language 2nd Language
© Siemens AG 2018	Project No	Ref No	Sheet	F of F		
	É	É	F	F		

Main terminal diagram



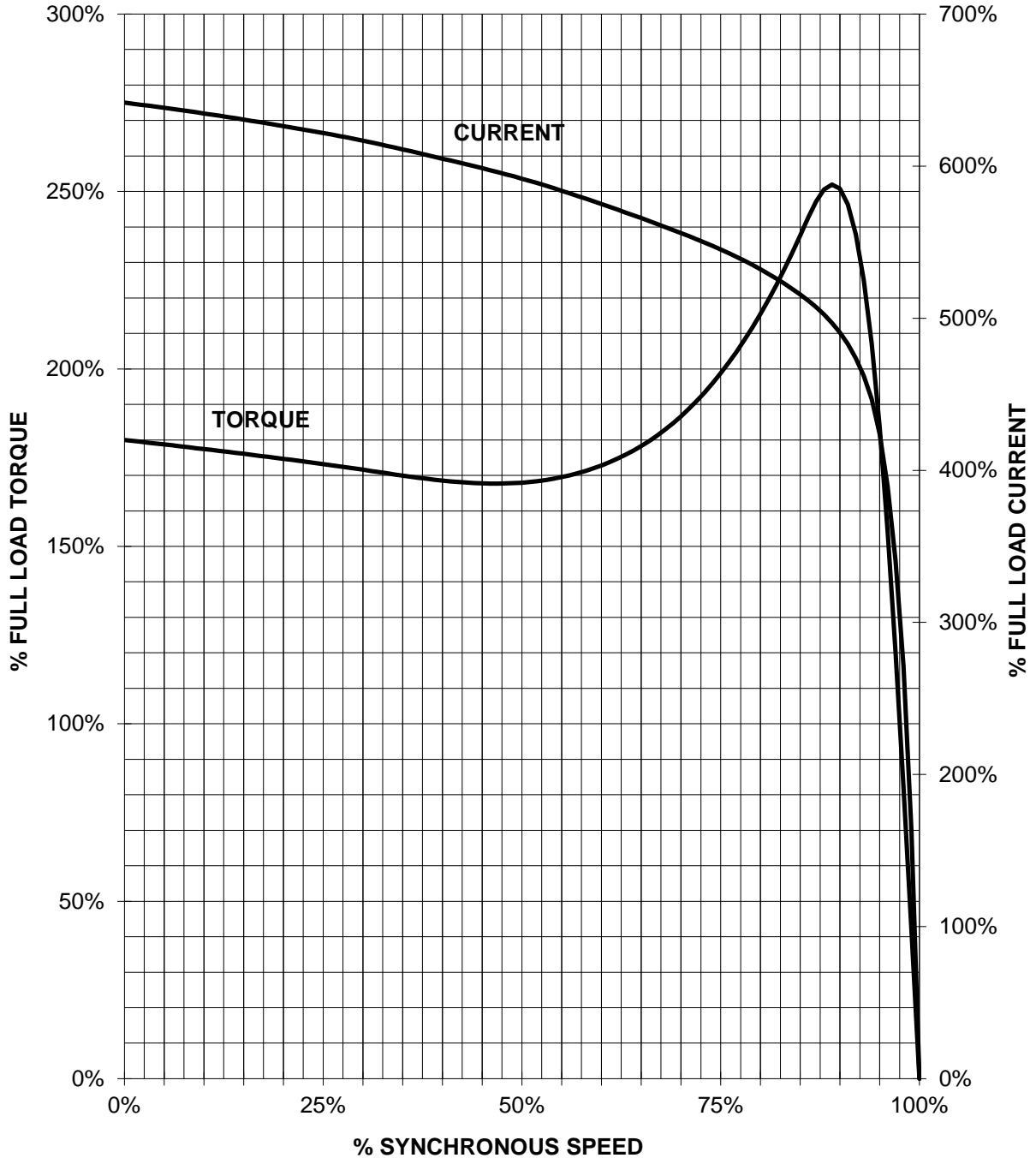
9 LEAD DELTA						
Volts	LINES			CONNECTED TOGETHER	CONN.	
	L1	L2	L3			
LOW	T1 T6	T7 T4	T8 T5	T3 T9		Δ Δ
HIGH	T1	T2	T3	T4 T7-T5 T8-T6 T9		Δ

responsible dep. DI MC LVM	technical reference	created by	approved by	project
SIEMENS	document type Wiring Diagram	document status free		customer
	title 1MB2221-2CB21-6GA3	document number		
© Siemens AG 2019	rev. 01	creation date 12/03/2019	language en	Page 1/1

SIEMENS INDUSTRY, INC.

HP 30 VOLTS <600 RPM 1800 TYPE XP100 1D1
HZ 60 PHASE 3 FRAME 286T NEMA B

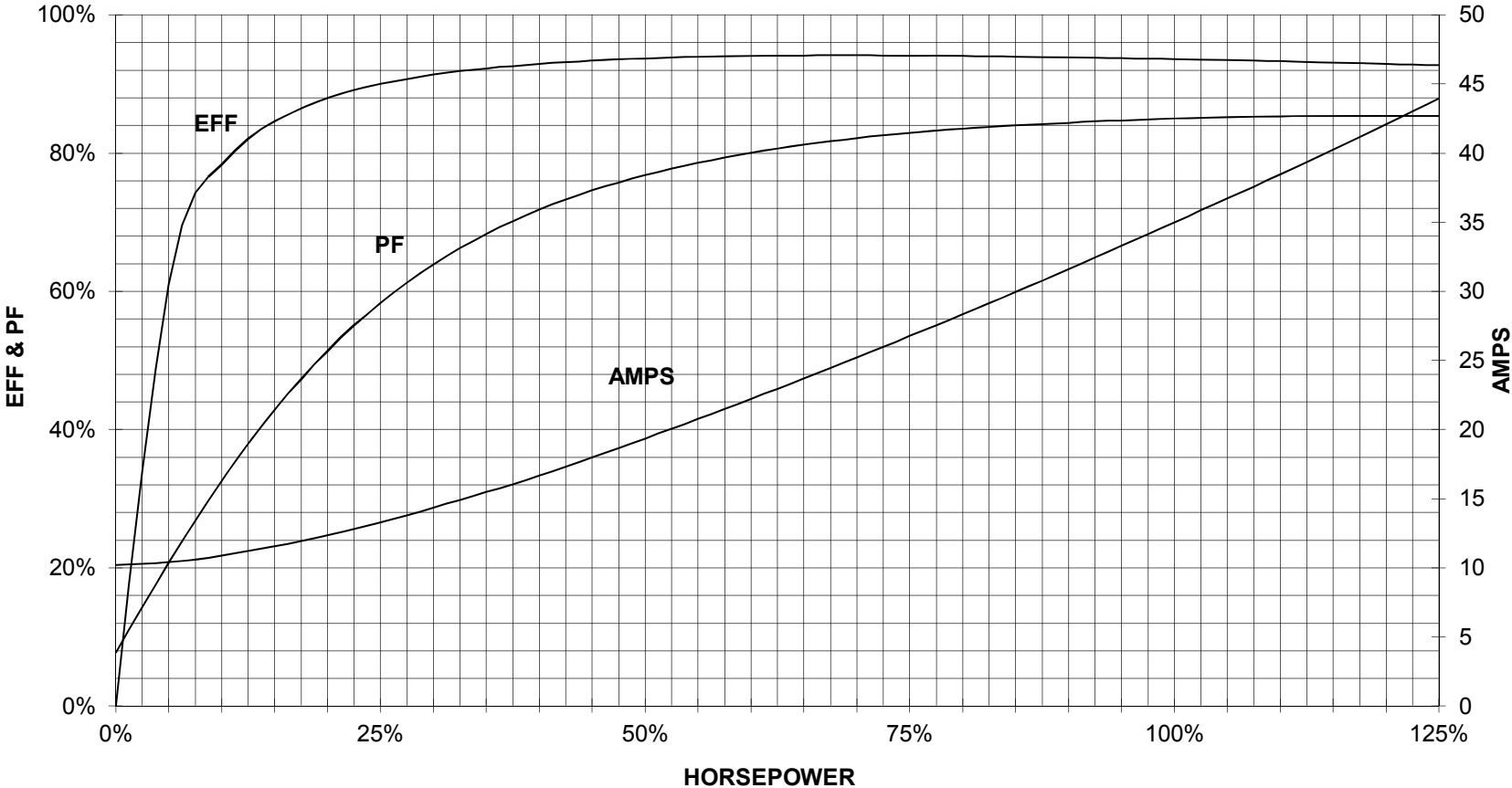
TORQUE & CURRENT VS. SPEED



CUSTOMER: _____ ORDER#: _____

30 HP 1800 RPM 286T FRAME 460 VOLTS 3 PHASE NEMA DESIGN B

SIEMENS INDUSTRY, INC.
PERFORMANCE CURVE
XP100 1D1



CUSTOMER _____ ORDER # _____ PO # _____

PERFORMANCE BASED ON DESIGN CALCULATIONS. SUBJECT TO CHANGE WITHOUT NOTICE.