



Data sheet for three-phase Squirrel-Cage-Motors

Totally Enclosed Fan Cooled (TEFC)

MLFB-Ordering data: **1LE2211-2BB21-4GA3**

Motor type: **GP100 - NEMA Premium Efficiency Plus**

Client order no.:

Order no.:

Offer no.:

Remarks:

Item no.:

Consignment no.:

Project:

U [V]	Δ / Y	f [Hz]	P [HP]	P [kW]	n [rpm]	I Load [Amps]					LRC	Nom. Eff Load [%]			Pwr. Factor Load [%]			Torque [lb-ft]	T _A /T _N LRT [%]	T _k /T _N BDT [%]
						4/4	3/4	1/2	0	4/4		3/4	1/2	4/4	3/4	1/2				
460	Y	60	20.00	15.00	1,780	25.00	19.30	14.80	9.50	145.0	93.6	93.5	93.0	80.0	78.0	68.0	59.0	188	231	
230	YY	60	20.00	15.00	1,780	50.00	38.52	29.61	19.00	290.0	93.6	93.5	93.0	80.0	78.0	68.0	59.0	188	231	

Frame Type 256TC	Type of constr.: (G) Round body - C-Face	Ins. Cl.: F	Motor Prot.: (A) Without Protection	NEMA Des.: B	S.F.: 1.15
Mtr WT: 311 lbs	Mounting: (3) F-1, Standard Floor Mount, T. Box LHS	Temp. Rise Cl.: B	Amb. Temp.: +40 to -20 °C @1000 m	kVA: G	IP55

Mechanical data

WK2

Rotor Moment of Inertia:	3	Lb-ft ²
Ext Load Inertia Capability:	99.0	Lb-ft ²

Safe Stall Time

Hot:	28.0	s
Cold:	56.0	s

Typical Noise Data

A-weighted Sound		
Sound Pressure:	73.0	dB(A)
Sound Power:	61.0	dB(A)

Octave Band Center Frequencies Hertz

	250	500	1000	2000	4000	8000	Hz
SPL@3 feet	47.0	53.0	59.0	56.0	47.0	38.0	dB(A)

Bearings

	DE	NDE
Bearing size:	6209 ZZ C3 S0	6209 ZZ C3 S0
Bearing Type:	Ball Bearing	Ball Bearing
AFBMA:	45BC02JPP30	45BC02JPP30

Grease

Capacity:	0.50	oz	0.50	oz
Type:	Exxon Mobile EM			
Thickener:	Polyurea			

Frame

Frame material:	cast iron
Coating (paint finish):	Standard Paint
Color, paint shade:	RAL 7030

Terminal box

Terminal box position:	(3) F-1, Standard Floor Mount, T. Box LHS
------------------------	---

Lead Wire Connection

Description:	9 LEAD - WYE				
Voltage	L1	L2	L3	Connected together	
LOW	T1 T7	T2 T8	T3 T9	T4 T5 T6	Y Y
HIGH	T1	T2	T3	T4 T7-T5 T8-T6	Y
				T9	

Ventilation Type

Type of Cooling:	TEFC
Fan Material:	Polypropylen
Fan Rotation:	Bidirectional

Additional information

VFD Operation:	CT: 10:1	VT: 20:1
Area: classification:	without	

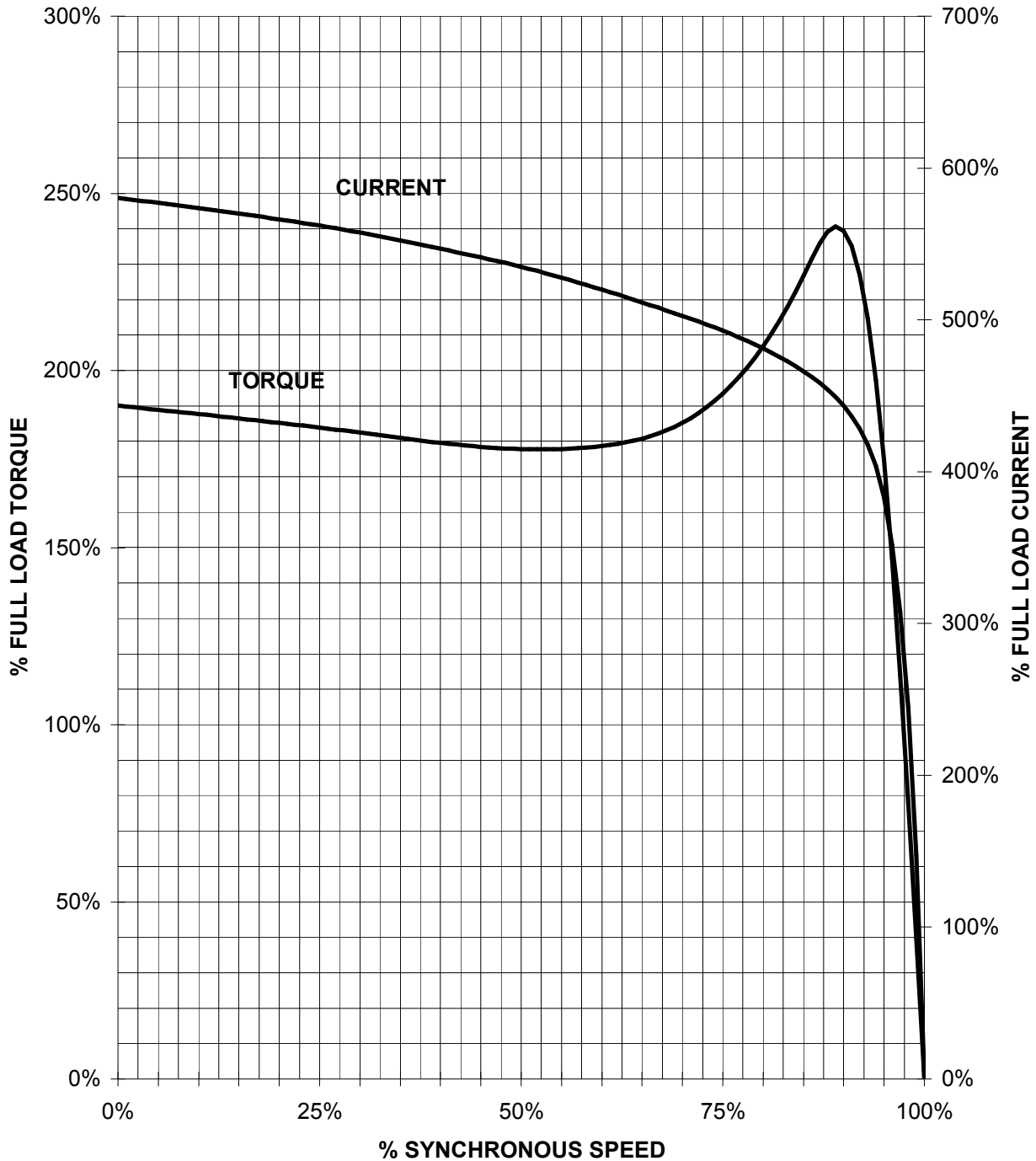
Notes

I_L/I_N = locked rotor current / current nominal T_k/T_N = break down torque / nominal torque
 T_A/T_N = locked rotor torque / torque nominal ¹⁾ Value is valid only for DOL operation with motor design IC411

SIEMENS INDUSTRY, INC.

HP 20 VOLTS < 600V RPM 1800 TYPE GP100 NPP
HZ 60 PHASE 3 FRAME 256T NEMA B

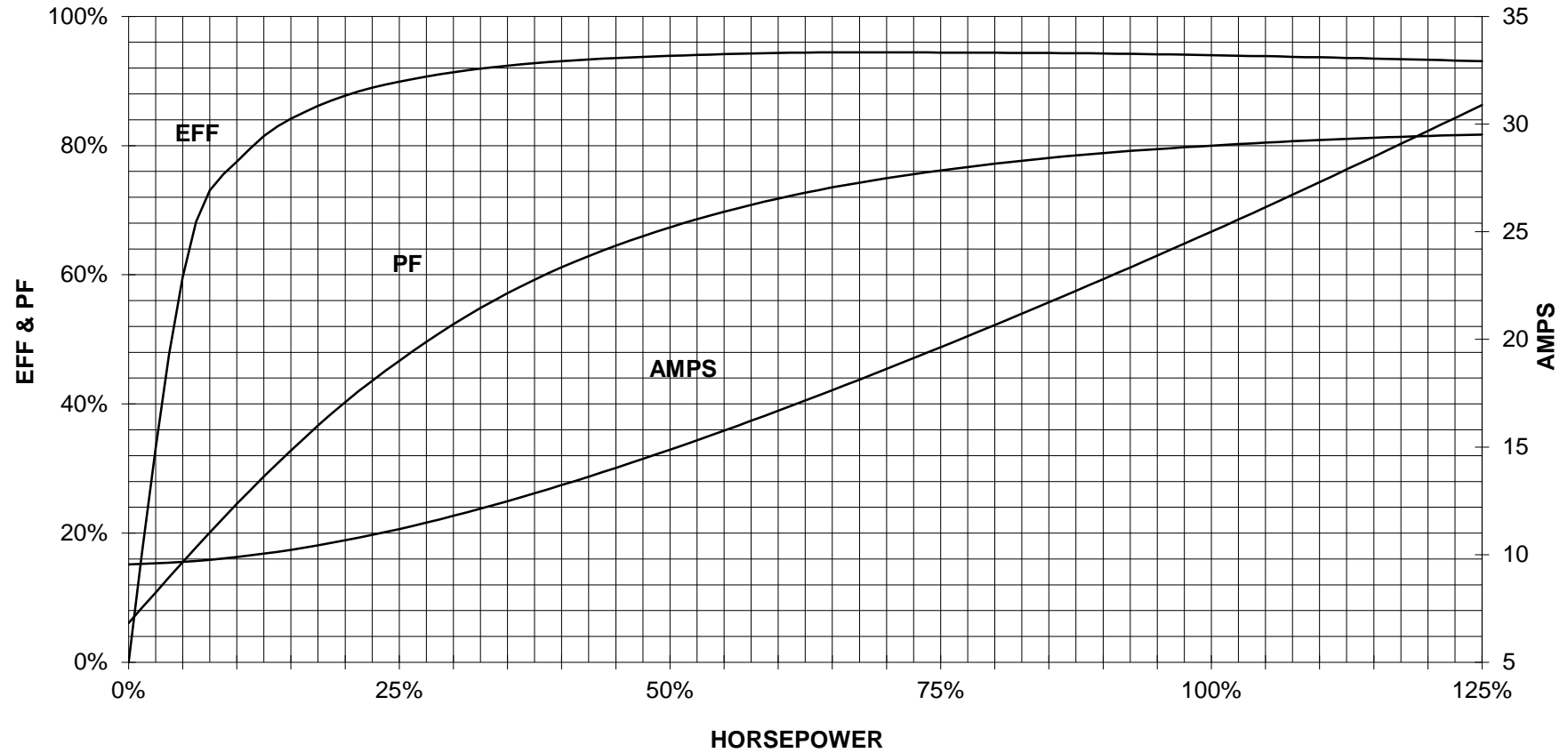
TORQUE & CURRENT VS. SPEED



CUSTOMER: _____ ORDER#: _____

20 HP 1800 RPM 256 FRAME 460 VOLTS 3 PHASE NEMA DESIGN B

SIEMENS INDUSTRY, INC.
PERFORMANCE CURVE
GP100 NPP

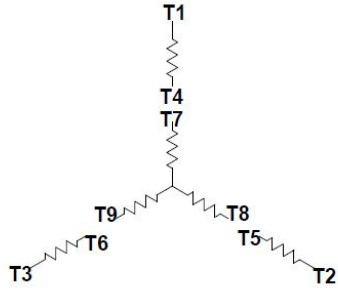


CUSTOMER _____ ORDER # _____ PO # _____

PERFORMANCE BASED ON DESIGN CALCULATIONS. SUBJECT TO CHANGE WITHOUT NOTICE.

REV. 1

Main terminal diagram



9 LEAD WYE						
Volts	LINES			CONNECTED TOGETHER	CONN.	
	L1	L2	L3			
LOW	T1 T7	T2 T6	T3 T9	T4 T5 T6	YY	
HIGH	T1	T2	T3	T4 T7-T5 T8-T6 T9	Y	

responsible dep. DI MC LVM	technical reference	created by	approved by	project
SIEMENS	document type Wiring Diagram	document status free		customer
	title 1LE2211-2BB21-4GA3	document number		
© Siemens AG 2019	rev. 01	creation date 12/03/2019	language en/en	Page 1/1