

Data sheet for three-phase Squirrel-Cage-Motors

Totally Enclosed Fan Cooled (TEFC)



MLFB-Ordering data: 1LE2211-1AB31-4GA3

Motor type: GP100 - NEMA Premium Efficiency Plus

Client order no.:

Order no.:

Offer no.:

Remarks:

Item no.:

Consignment no.:

Project:

U [V]	Δ/Y	f [Hz]	P [HP]	P [kW]	n [rpm]	I Load [Amps]					LRC	Nom. Eff Load [%]			Pwr. Factor Load [%]			Torque [lb-ft]	T_A/T_N LRT [%]	T_k/T_N BDT [%]
						4/4	3/4	1/2	0	4/4		3/4	1/2	4/4	3/4	1/2				
460	Y	60	1.50	1.00	1,770	2.10	1.80	1.40	1.20	20.0	87.5	87.0	85.0	77.0	69.0	57.0	4.4	250	455	
230	YY	60	1.50	1.00	1,770	4.20	3.51	2.90	2.40	40.0	87.5	87.0	85.0	77.0	69.0	57.0	4.4	250	455	

Frame Type 145TC	Type of constr.: (G) Round body - C-Face	Ins. Cl.: F	Motor Prot.: (A) Without Protection	NEMA Des.: B	S.F.: 1.15
Mtr WT: 67 lbs	Mounting: (3) F-1, Standard Floor Mount, T. Box LHS	Temp. Rise Cl.: B	Amb. Temp.: +40 to -20 °C @1000 m	kVA: M	IP55

Mechanical data

WK2

Rotor Moment of Inertia: 0 Lb-ft²

Ext Load Inertia Capability: 8.6 Lb-ft²

Safe Stall Time

Hot: 14.0 s

Cold: 19.0 s

Typical Noise Data

A-weighted Sound

Sound Pressure: 62.0 dB(A)

Sound Power: 50.0 dB(A)

Octave Band Center Frequencies Hertz

	250	500	1000	2000	4000	8000	Hz
SPL@3 feet	37.0	40.0	49.0	45.0	37.0	31.0	dB(A)

Bearings

	DE	NDE
Bearing size:	6205 ZZ C3 S0	6205 ZZ C3 S0
Bearing Type:	Ball Bearing	Ball Bearing
AFBMA:	25BC02JPP30	25BC02JPP30

Grease

Capacity:	0.10 oz	0.10 oz
Type:	Exxon Mobile EM	
Thickener:	Polyurea	

Frame

Frame material:	cast iron
Coating (paint finish):	Standard Paint
Color, paint shade:	RAL 7030

Terminal box

Terminal box position: (3) F-1, Standard Floor Mount, T. Box LHS

Lead Wire Connection

Description:	9 LEAD - WYE				
Voltage	L1	L2	L3	Connected together	
LOW	T1 T7	T2 T8	T3 T9	T4 T5 T6	YY
HIGH	T1	T2	T3	T4 T7-T5 T8-T6 T9	Y

Ventilation Type

Type of Cooling:	TEFC
Fan Material:	Polypropylen
Fan Rotation:	Bidirectional

Additional information

VFD Operation:	CT: 10:1	VT: 20:1
Area: classification:	without	

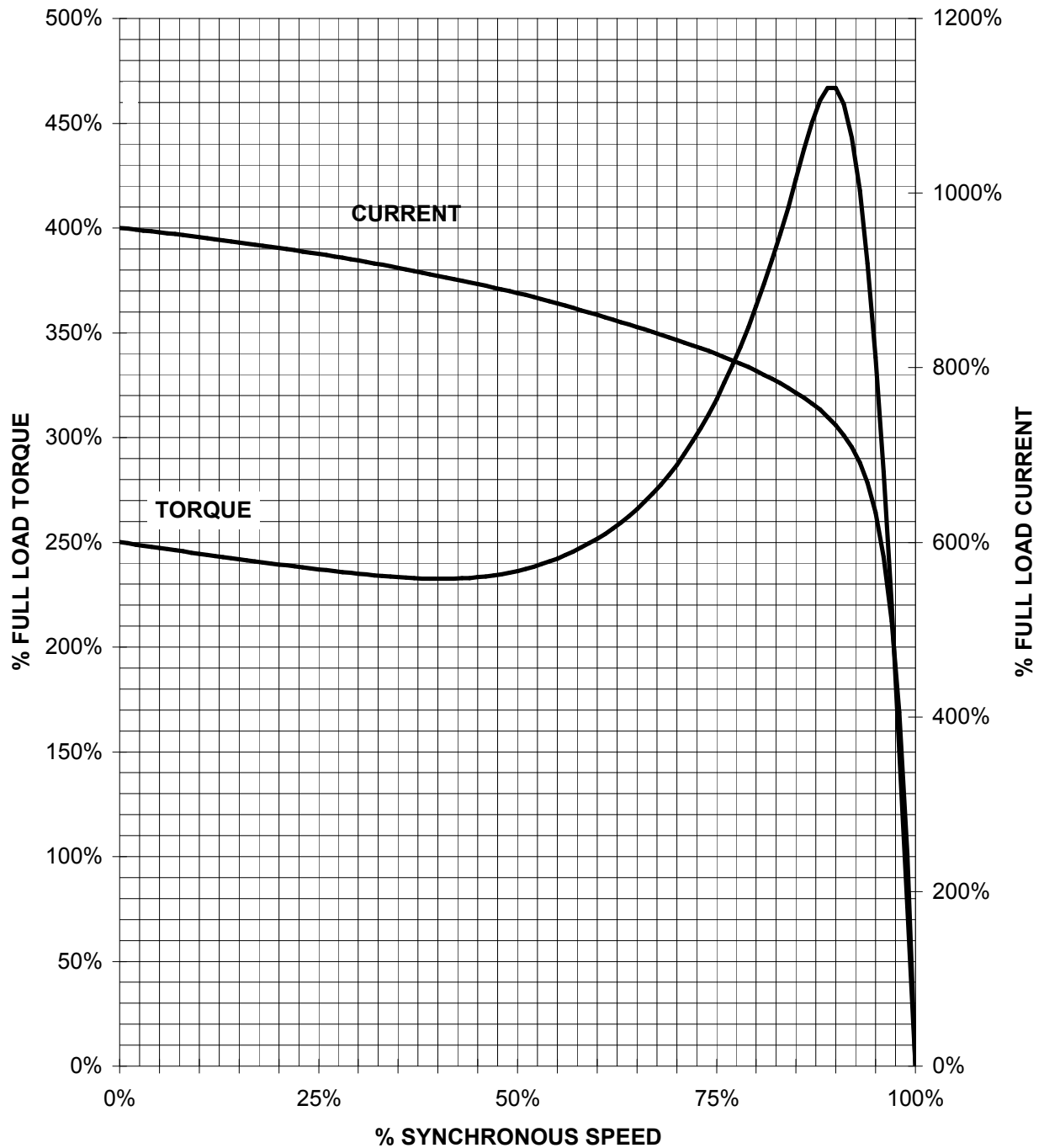
Notes

I_A/I_N = locked rotor current / current nominal T_k/T_N = break down torque / nominal torque
 T_A/T_N = locked rotor torque / torque nominal ¹⁾ Value is valid only for DOL operation with motor design IC411

SIEMENS INDUSTRY, INC.

HP 1,5 VOLTS < 600V RPM 1800 TYPE GP100 NPP
HZ 60 PHASE 3 FRAME 145T NEMA B

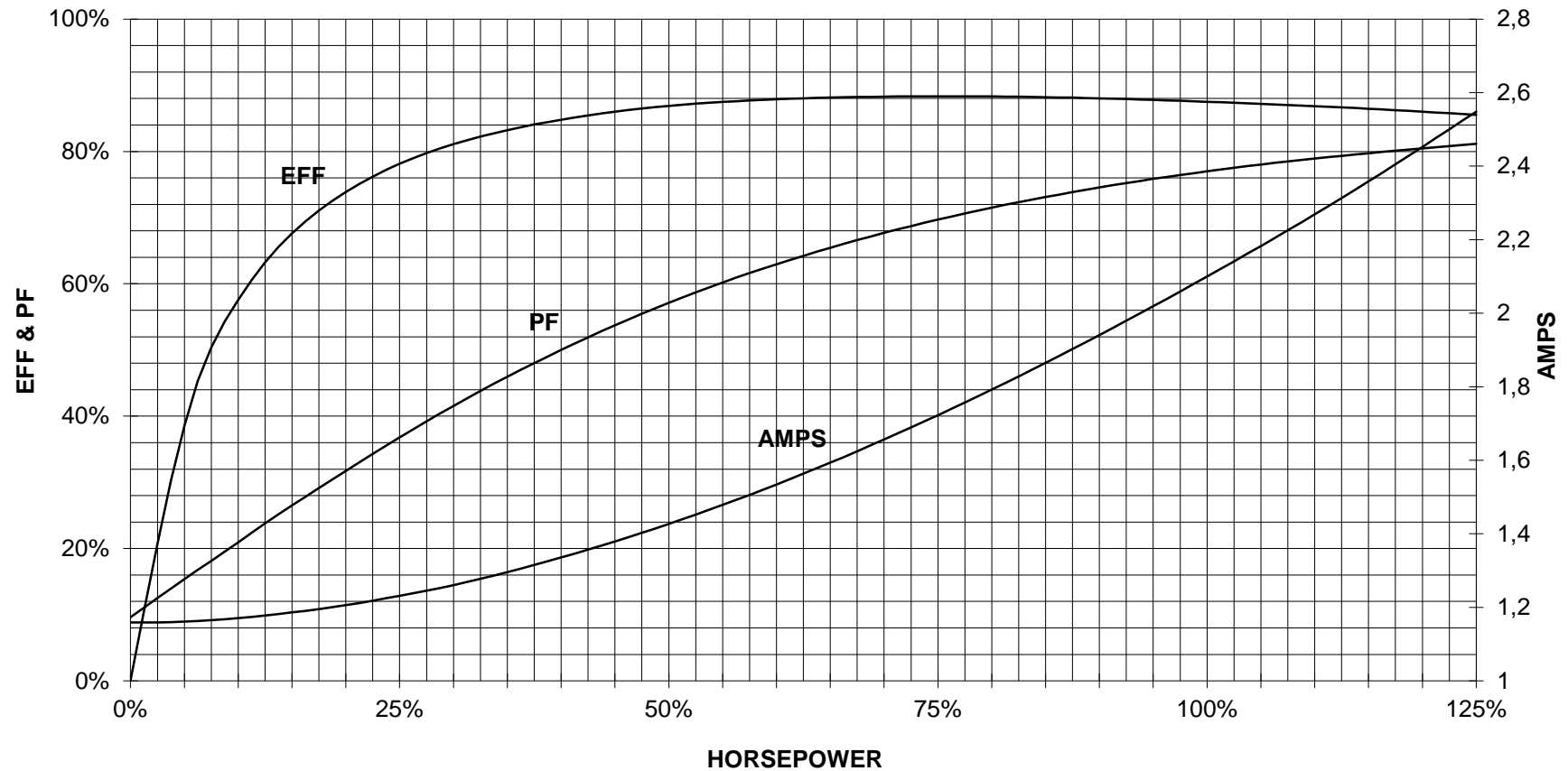
TORQUE & CURRENT VS. SPEED



CUSTOMER: _____ ORDER#: _____

1.5 HP 1800 RPM 145 FRAME 460 VOLTS 3 PHASE NEMA DESIGN B

SIEMENS INDUSTRY, INC.
PERFORMANCE CURVE
GP100 NPP

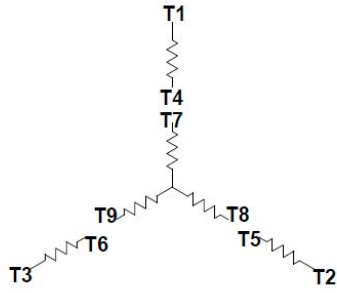


CUSTOMER _____ ORDER # _____ PO # _____

PERFORMANCE BASED ON DESIGN CALCULATIONS. SUBJECT TO CHANGE WITHOUT NOTICE.

REV. 1

Main terminal diagram



9 LEAD WYE					
Volts	LINES			CONNECTED TOGETHER	CONN.
	L1	L2	L3		
LOW	T1 T7	T2 T6	T3 T9	T4 T5 T6	YY
HIGH	T1	T2	T3	T4 T7-T5 T8-T6 T9	Y

responsible dep. DI MC LVM	technical reference	created by	approved by	project
SIEMENS	document type Wiring Diagram	document status free		customer
	title 1LE2211-1AB31-4GA3	document number		
© Siemens AG 2019	rev. 01	creation date 12/03/2019	language en	Page 1/1