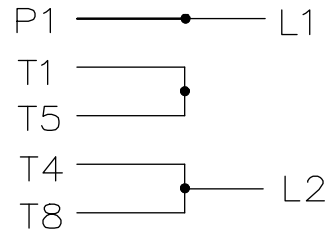
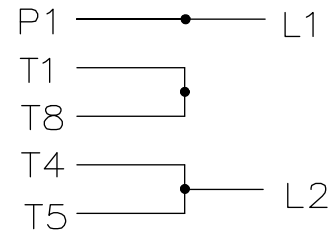


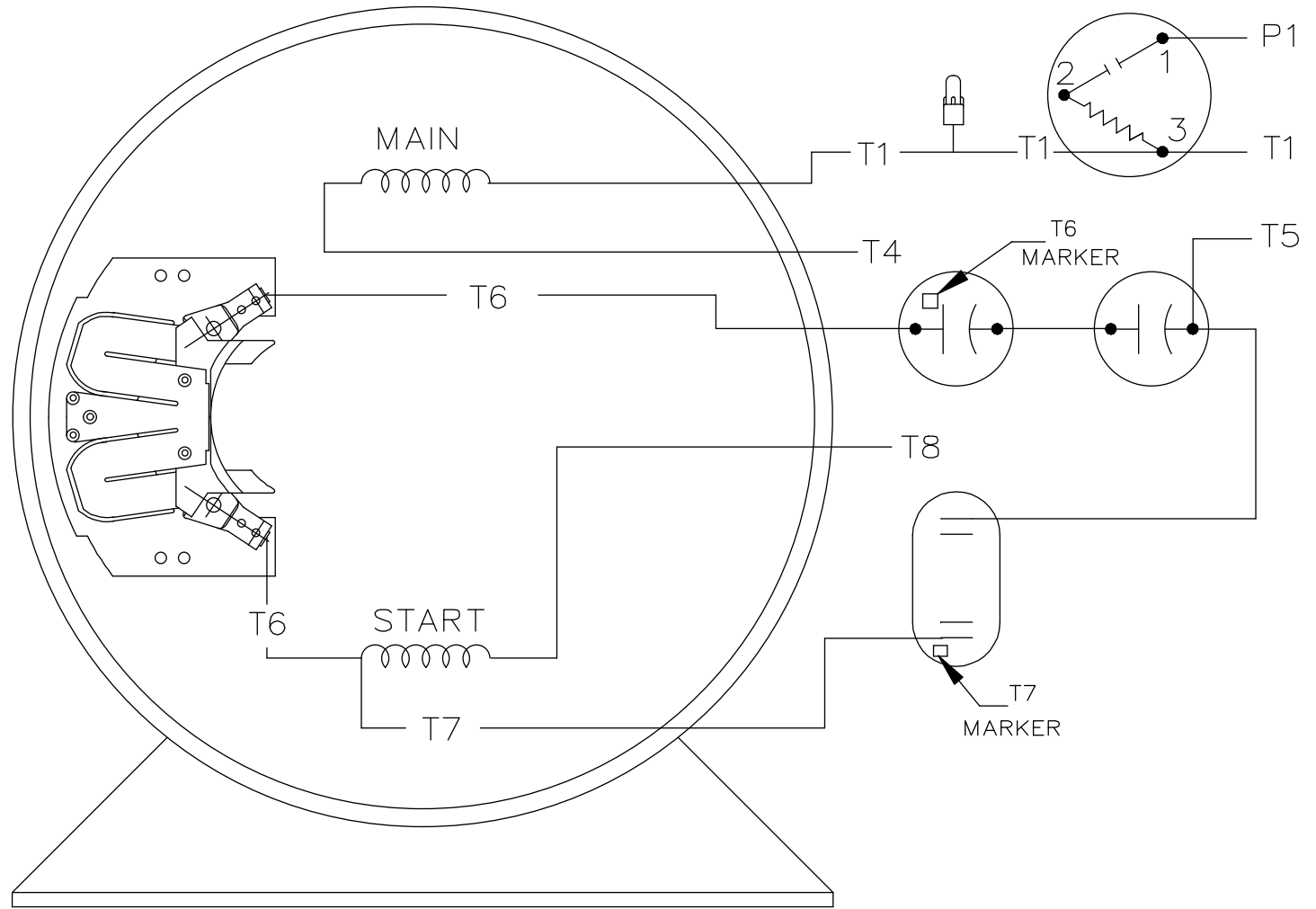
C.W. ROTATION



C.C.W. ROTATION



SINGLE VOLTAGE
CAPACITOR START
CAPACITOR RUN
REVERSIBLE



VIEW OF TERMINAL END

				TOLERANCES UNLESS SPECIFIED			DRAWN GK 11-05-1986	
				DEC.	INCHES		CHK ML 11-05-1986	
				.X	±.1		APPD FG 11-06-1986	
				.XX	±.02		SCALE 1=1	
				.XXX	±.005		REF	
1	NEW DRAWING	CN7664C	GK	11-06-1986	.XXXX	±.0005	MAT'L.	FMF
NO.	REVISION		BY & DATE	CHK	ANG	±7'30"	FINISH	PREV
THIS DRAWING IN DESIGN AND DETAIL IS OUR PROPERTY AND MUST NOT BE USED EXCEPT IN CONNECTION WITH OUR WORK ALL RIGHTS OF DESIGN AND INVENTION ARE RESERVED THIS IS AN ELECTRONICALLY GENERATED DOCUMENT - DO NOT SCALE THIS PRINT				RFP	CAD FILE EE9048LW			SIZE A
				DIST	WA			DRAWING NO. EE9048LW
							PAGE	OF
							REV.	1