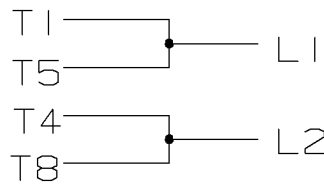
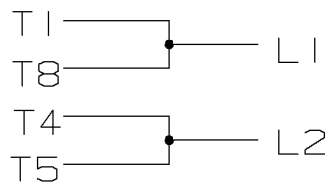


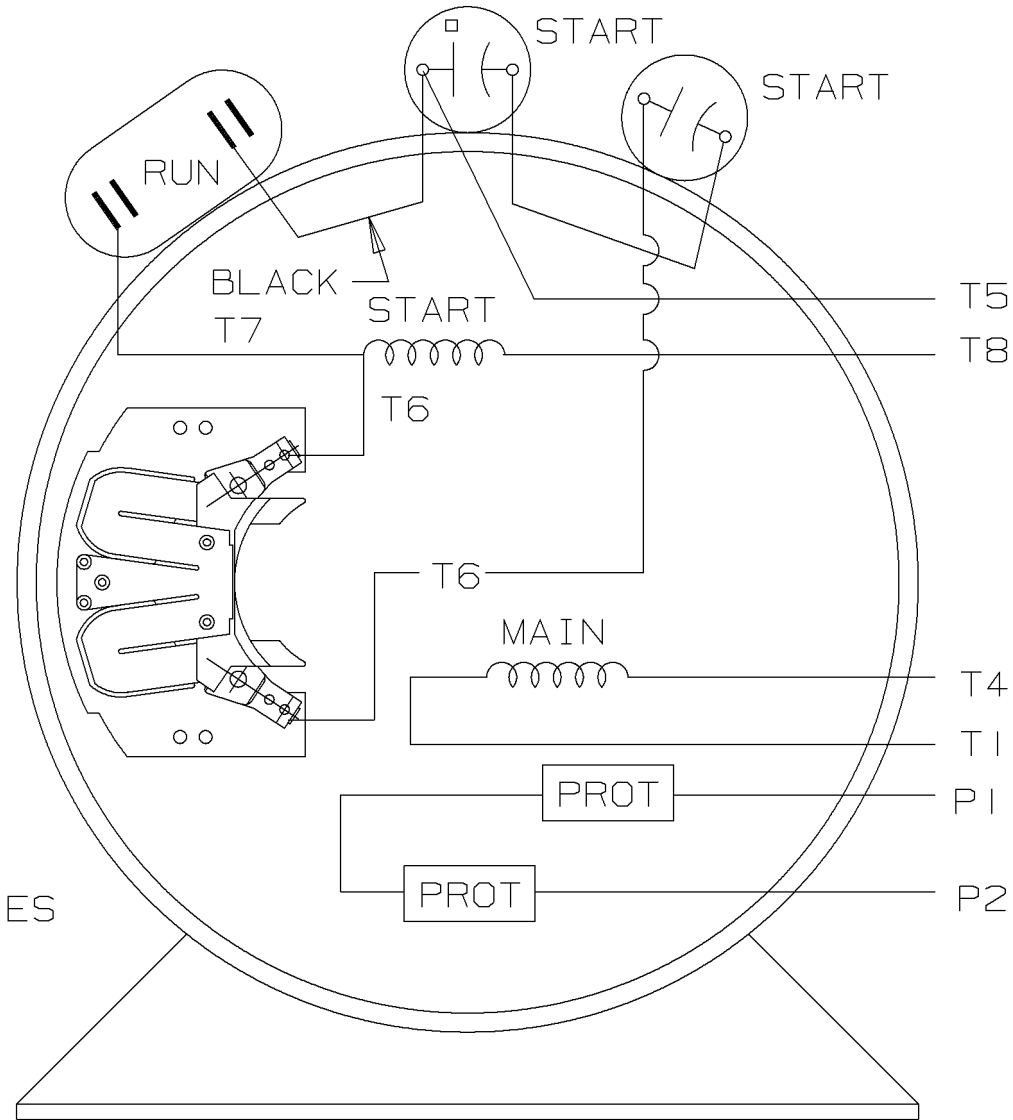
C.W. ROTATION



C.C.W. ROTATION



CONNECT:  
CAPACITORS IN SERIES



SINGLE VOLTAGE  
CAPACITOR START  
CAPACITOR RUN  
REVERSIBLE

VIEW OF TERMINAL END

				✓ MAX. SURFACE ROUGHNESS UNLESS NOTED OTHERWISE	UNLESS OTHERWISE SPECIFIED DIMENSIONS ARE IN INCHES TOL. ON XX±    XXX±.005    XXXX±.0005    ANGLES±		
				MATL SPEC	180-210 SWITCH	DRAWN BY	MJD 08-18-1999
				FINISH	MARATHON ELECTRIC	CHKD BY	ML 08-19-1999
					WAUSAU, WISCONSIN 54401	APPD BY	PH 08-19-1999
REV	DATE	CHANGE	NAME	PART NAME CONNECTION DIAGRAM			DRWG NO A-EE9048PG

SHOP BOOK

PURCHASED

DISTRIBUTION - WA - LB - WP - LM

CADD FILE NO.

EE9048PG