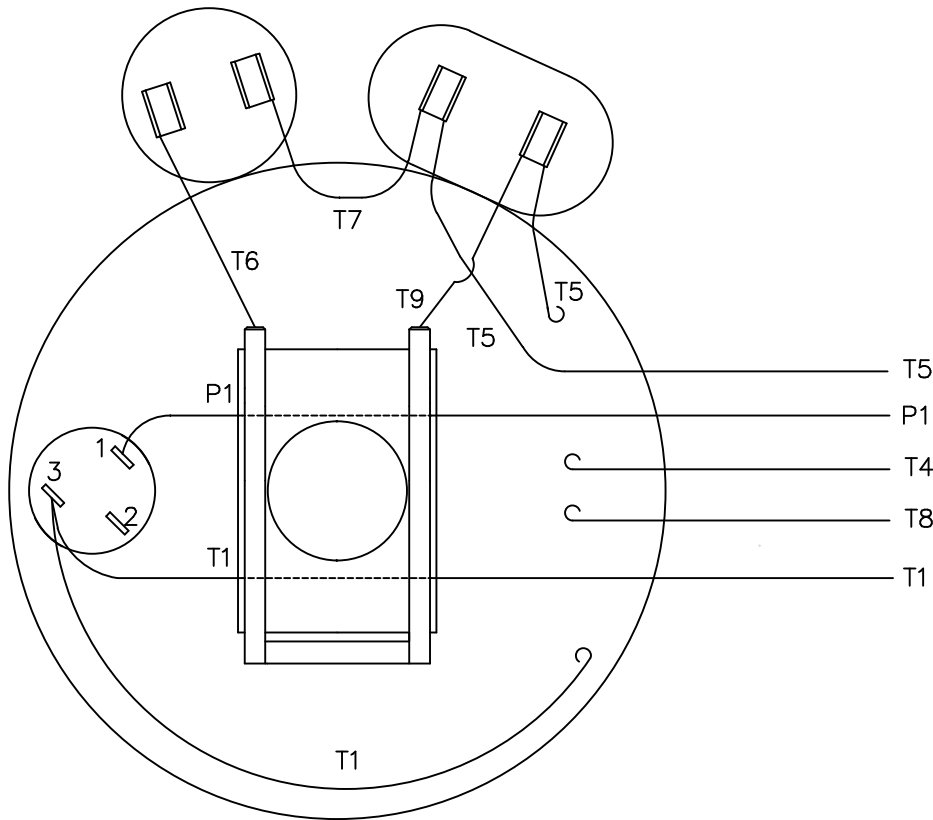
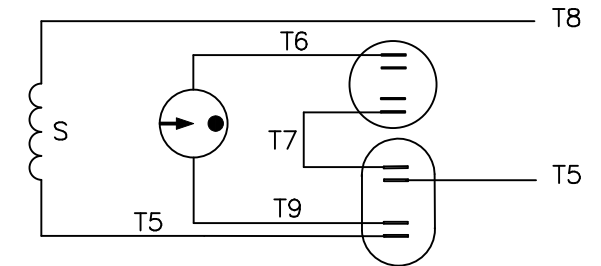
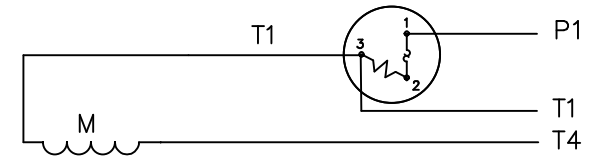


VIEW FROM OUTSIDE OF MOTOR AT SWITCH END.



LINE LEADS



ROTATION	L1	L2	JOIN
FACING			
LEAD END			
C.C.W.	P1	T4, T5	T1, T8
C.W.	P1	T4, T8	T1, T5

		TOLERANCES UNLESS SPECIFIED			
		DEC.	INCHES		
		.X	±.1		
		.XX	±.01		
		.XXX	±.005		
		.XXXX	±.0005		
NO.	REVISION	BY & DATE	CHK	ANG	±1/2°

GE Commercial Motors By Regal-Beloit		DRAWN	MDN 08/04/05
		CHK	
TITLE EXTERNAL WIRING DIAGRAM TYPE "K" W/PROTECTOR		APPD	
		SCALE	1=1
MAT'L. DECAL - 004015		REF	005056.01
		FMF	
FINISH CAD FILE 00505601GE		PREV	

THIS DRAWING IN DESIGN AND DETAIL IS OUR PROPERTY AND MUST NOT BE USED EXCEPT IN CONNECTION WITH OUR WORK ALL RIGHTS OF DESIGN AND INVENTION ARE RESERVED THIS IS AN ELECTRONICALLY GENERATED DOCUMENT - DO NOT SCALE THIS PRINT		RFP	CAD FILE	00505601GE	SIZE	DRAWING NO.	REV.
		DIST			A	005056-01GE	