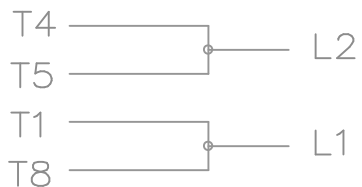
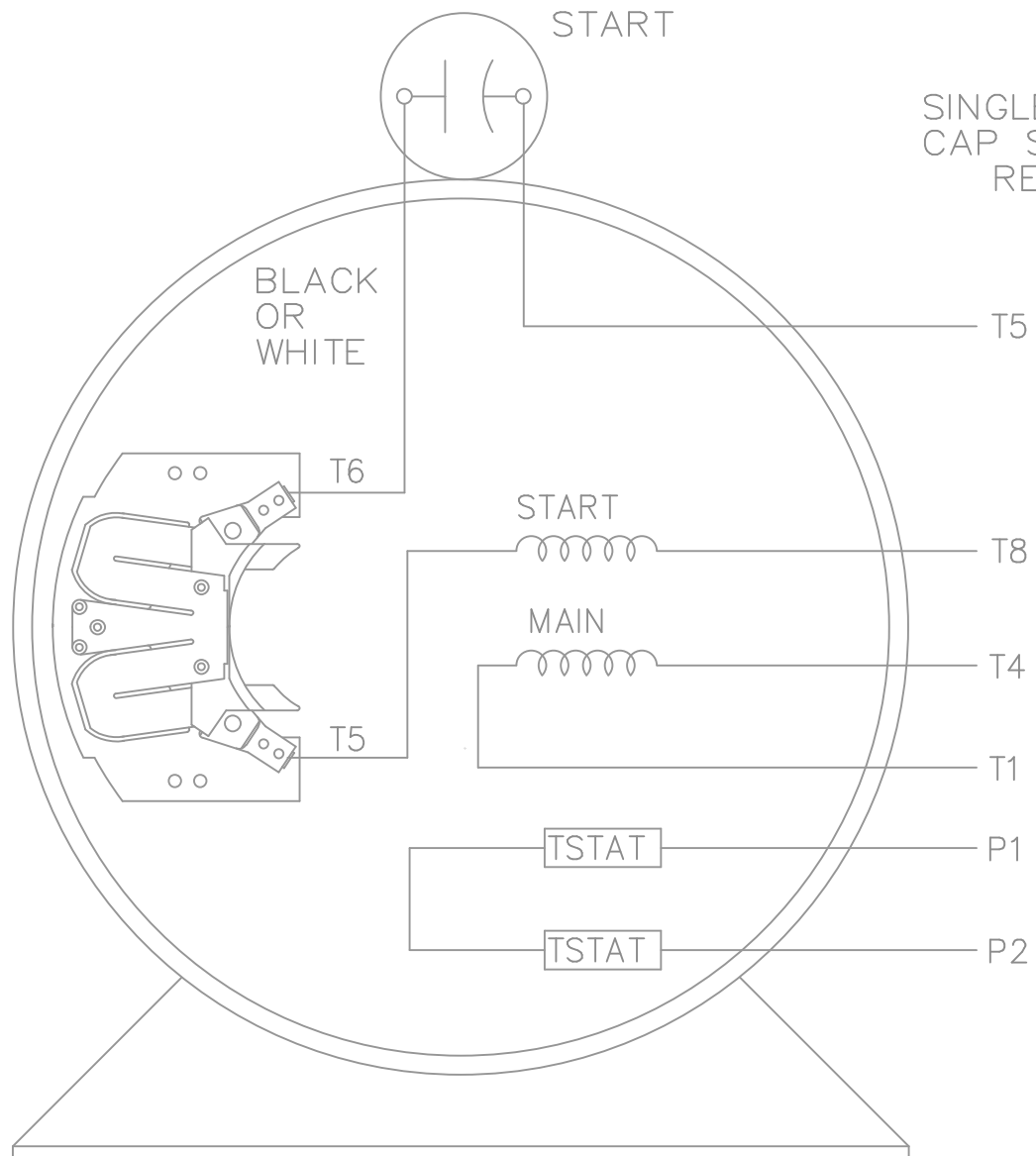
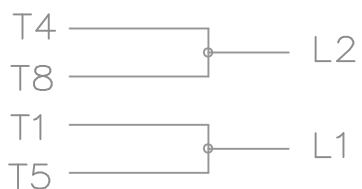


CCW ROTATION



CW ROTATION



SINGLE VOLTAGE  
CAP START, IND RUN  
REVERSIBLE

VIEW OF TERMINAL END

			TOLERANCES UNLESS SPECIFIED			DRAWN MJD 08-13-1999
			DEC.	INCHES		CHK ML 08-18-1999
			.X	±.1		APPD DR 08-18-1999
3	ADDED "T6"	RJW 07-19-2007	ML	.XX	±.02	SCALE
2	REV. LEAD TO BE WHITE OR BLACK CN27400-509	NJS 10-29-1999		.XXX	±.005	REF
1	NEW DRAWING MU26426	MJD 08-18-1999		.XXXX	±.0005	FMF
NO.	REVISION	BY & DATE	CHK	ANG	±7'30"	PREV
THIS DRAWING IN DESIGN AND DETAIL IS OUR PROPERTY AND MUST NOT BE USED EXCEPT IN CONNECTION WITH OUR WORK ALL RIGHTS OF DESIGN AND INVENTION ARE RESERVED THIS IS AN ELECTRONICALLY GENERATED DOCUMENT - DO NOT SCALE THIS PRINT			RFP	CAD FILE EE9048PF		SIZE A
			DIST WA			DRAWING NO. EE9048PF
						PAGE OF 3
						REV. 3