

DATA SHEET



Three Phase Induction Motor - Squirrel Cage

Customer : Dealers Industrial Equipment 800-469-3110					
Customer reference : 14836786					
Product line : W40 JP Pump NEMA Premium Efficiency Three-Phase	Product code : 14836786				
	Catalog # : 05036OT3E324JPV-W40				
Frame : 324/6JP	Locked rotor time : 25s (cold) 14s (hot)				
Output : 50 HP (37 kW)	Temperature rise : 80 K				
Poles : 2	Duty cycle : Cont.(S1)				
Frequency : 60 Hz	Ambient temperature : -20°C to +40°C				
Rated voltage : 208-230/460 V	Altitude : 1000 m.a.s.l.				
Rated current : 130-117/58.7 A	Protection degree : IP23				
L. R. Amperes : 818-740/370 A	Cooling method : IC01 - ODP				
LRC : 6.3x(Code G)	Mounting : W-6				
No load current : 31.9-37.0/18.5 A	Rotation ¹ : Both (CW and CCW)				
Rated speed : 3560 rpm	Noise level ² : 75.0 dB(A)				
Slip : 1.11 %	Starting method : Direct On Line				
Rated torque : 72.8 ft.lb	Approx. weight ³ : 450 lb				
Locked rotor torque : 200 %					
Breakdown torque : 220 %					
Insulation class : F					
Service factor : 1.25					
Moment of inertia (J) : 3.02 sq.ft.lb					
Design : B					
Output	25%	50%	75%	100%	
Efficiency (%)	91.5	91.7	93.0	93.0	
Power Factor	0.50	0.73	0.82	0.85	
Foundation loads					
Max. traction					
Max. compression					
	<u>Drive end</u>		<u>Non drive end</u>		
Bearing type :	6312 Z C3		6211 Z C3		
Sealing :	Without Bearing Seal		Without Bearing Seal		
Lubrication interval :	9829 h		14226 h		
Lubricant amount :	21 g		11 g		
Lubricant type :	Mobil Polyrex EM				
Notes downloaded from http://dealerselectric.com					
This revision replaces and cancel the previous one, which must be eliminated. (1) Looking the motor from the shaft end. (2) Measured at 1m and with tolerance of +3dB(A). (3) Approximate weight subject to changes after manufacturing process. (4) At 100% of full load.			These are average values based on tests with sinusoidal power supply, subject to the tolerances stipulated in NEMA MG-1.		
Rev.	Changes Summary		Performed	Checked	Date
Performed by					
Checked by				Page	Revision
Date	16/04/2019			1 / 2	

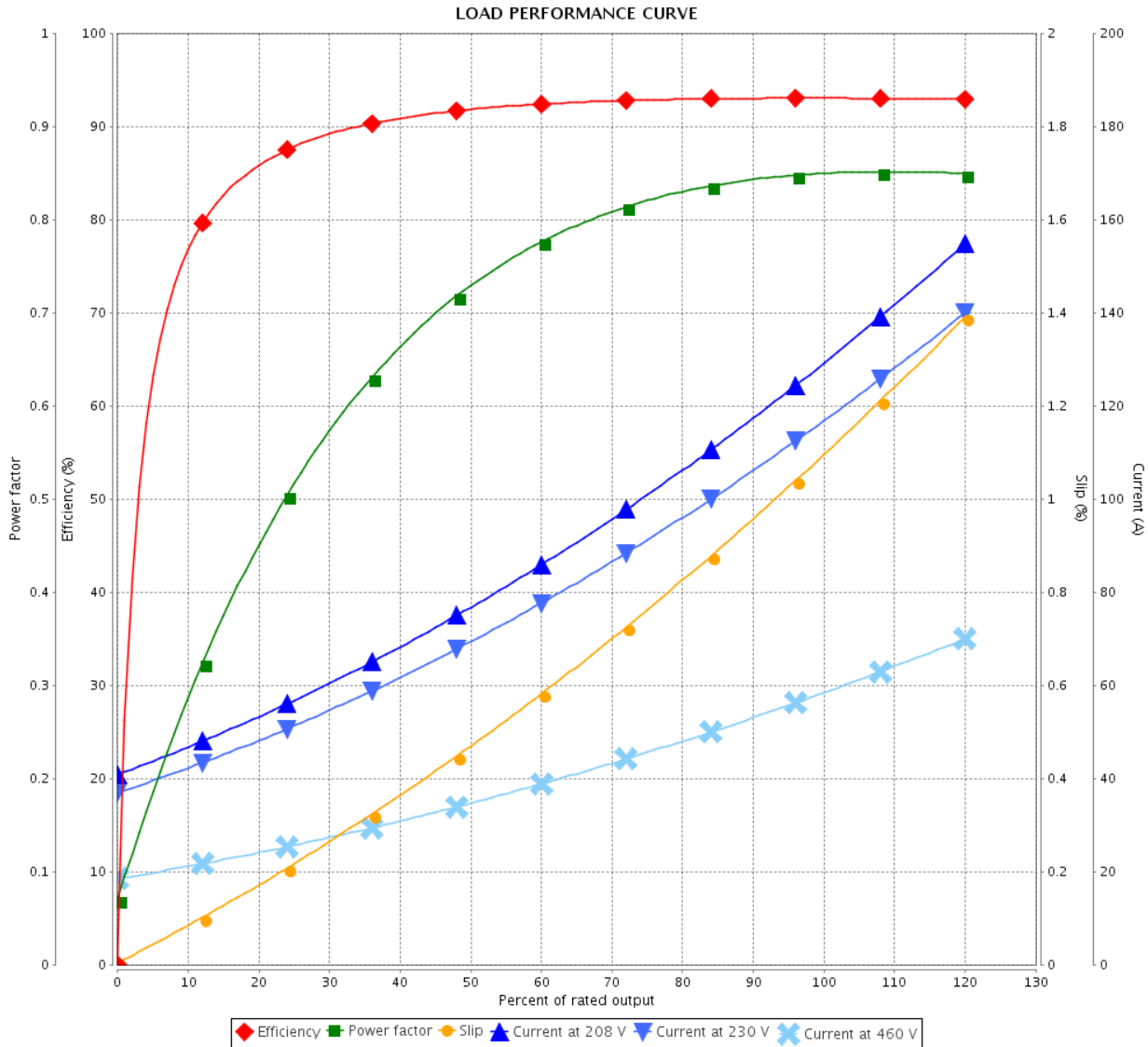
LOAD PERFORMANCE CURVE

Three Phase Induction Motor - Squirrel Cage



Customer : Dealers Industrial Equipment 800-469-3110
 Customer reference : 14836786

Product line : W40 JP Pump NEMA Premium Efficiency Three-Phase Product code : 14836786
 Catalog # : 05036OT3E324JPV-W40



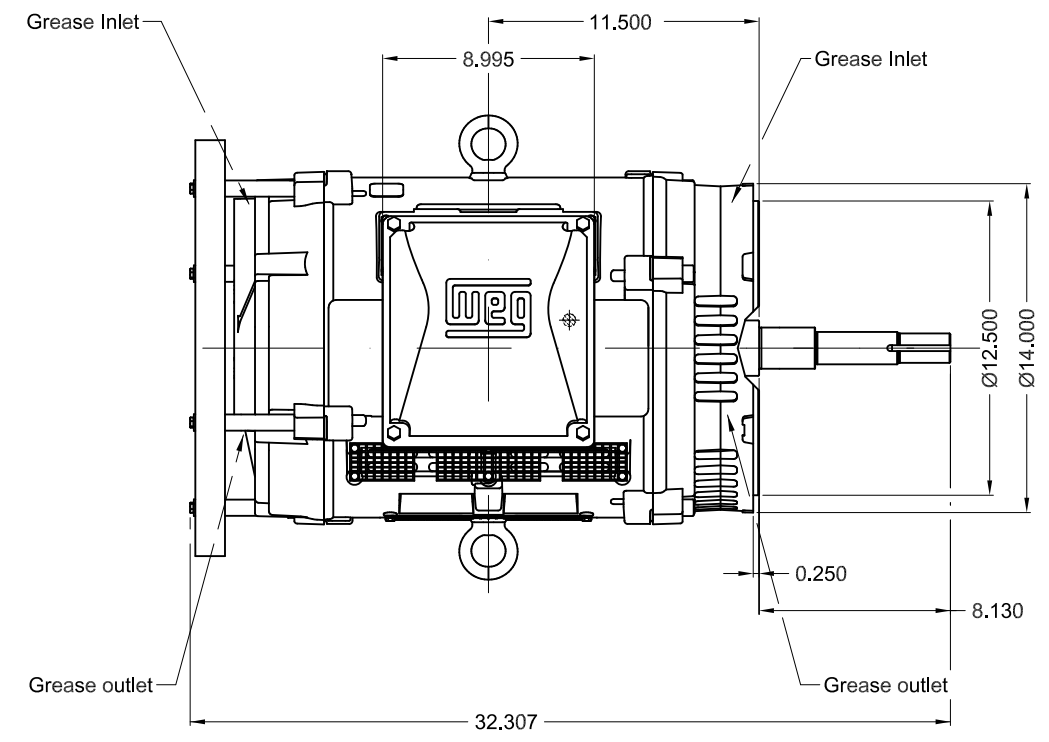
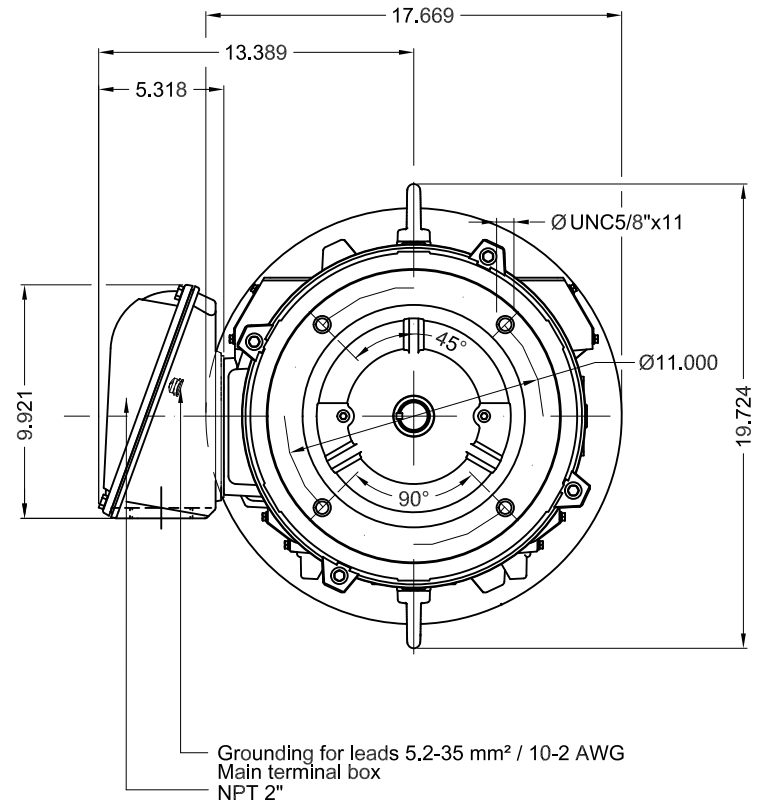
Performance : 208-230/460 V 60 Hz 2P

Rated current : 130-117/58.7 A	Moment of inertia (J) : 3.02 sq.ft.lb
LRC : 6.3	Duty cycle : Cont.(S1)
Rated torque : 72.8 ft.lb	Insulation class : F
Locked rotor torque : 200 %	Service factor : 1.25
Breakdown torque : 220 %	Temperature rise : 80 K
Rated speed : 3560 rpm	Design : B

Rev.	Changes Summary	Performed	Checked	Date
Performed by			Page 2 / 2	Revision
Checked by				
Date	16/04/2019			

Dimensões em polegada
Dimensions in inches

THIS IS AN UPDATED REVISION, THE
PREVIOUS ONE MUST BE DISREGARDED.



Color RAL 5009		Painting plan 203A		Mounting V18		SCALE		1:8		
ECM	LOC	SUMMARY OF MODIFICATIONS				EXECUTED	CHECKED	RELEASED	DATE	VER
EXECUTED	USERADMIN	THREE PHASE W40 MOTOR NEMA PREMIUM EFF								
CHECKED		FRAME 324/6JP IP23 ODP								
RELEASED		CLOSE COUPLED PUMP JP TYPE W								
REL DT	16.04.2019	WMO	Jaragua do Sul	Product Engineering	SHEET	1 / 1				

50 HP 02 Poles 60Hz

A

