

DATA SHEET



Three Phase Induction Motor - Squirrel Cage

Customer	: Dealers Industrial Equipment 800-469-3110				
Customer reference	: 14832410				
Product line	: W40 JM Pump High Efficiency Three-Phase		Product code :	14832410	
			Catalog # :	04036OP3EFP286JMV- W4	
Frame	: 284/6JM		Locked rotor time	: 18s (cold) 10s (hot)	
Output	: 40 HP (30 kW)		Temperature rise	: 80 K	
Poles	: 2		Duty cycle	: Cont.(S1)	
Frequency	: 60 Hz		Ambient temperature	: -20°C to +40°C	
Rated voltage	: 208-230/460 V		Altitude	: 1000 m.a.s.l.	
Rated current	: 104-94.4/47.2 A		Protection degree	: IP23	
L. R. Amperes	: 637-576/288 A		Cooling method	: IC01 - ODP	
LRC	: 6.1x(Code G)		Mounting	: W-6	
No load current	: 24.1-28.0/14.0 A		Rotation ¹	: Both (CW and CCW)	
Rated speed	: 3535 rpm		Starting method	: Direct On Line	
Slip	: 1.81 %		Approx. weight ³	: 359 lb	
Rated torque	: 58.6 ft.lb				
Locked rotor torque	: 170 %				
Breakdown torque	: 250 %				
Insulation class	: F				
Service factor	: 1.15				
Moment of inertia (J)	: 1.91 sq.ft.lb				
Design	: B				
Output	25%	50%	75%	100%	
Efficiency (%)	90.8	91.0	91.7	91.7	
Power Factor	0.54	0.78	0.86	0.87	
	Foundation loads				
	Max. traction				
	Max. compression				
	<u>Drive end</u>		<u>Non drive end</u>		
Bearing type	: 6311 Z C3		6211 Z C3		
Sealing	: Without Bearing Seal		Without Bearing Seal		
Lubrication interval	: 11517 h		14226 h		
Lubricant amount	: 18 g		11 g		
Lubricant type	: Mobil Polyrex EM				
Notes downloaded from http://dealerselectric.com					
This revision replaces and cancel the previous one, which must be eliminated. (1) Looking the motor from the shaft end. (2) Measured at 1m and with tolerance of +3dB(A). (3) Approximate weight subject to changes after manufacturing process. (4) At 100% of full load.			These are average values based on tests with sinusoidal power supply, subject to the tolerances stipulated in NEMA MG-1.		
Rev.	Changes Summary		Performed	Checked	Date
Performed by					
Checked by				Page	Revision
Date	16/04/2019			1 / 2	

LOAD PERFORMANCE CURVE



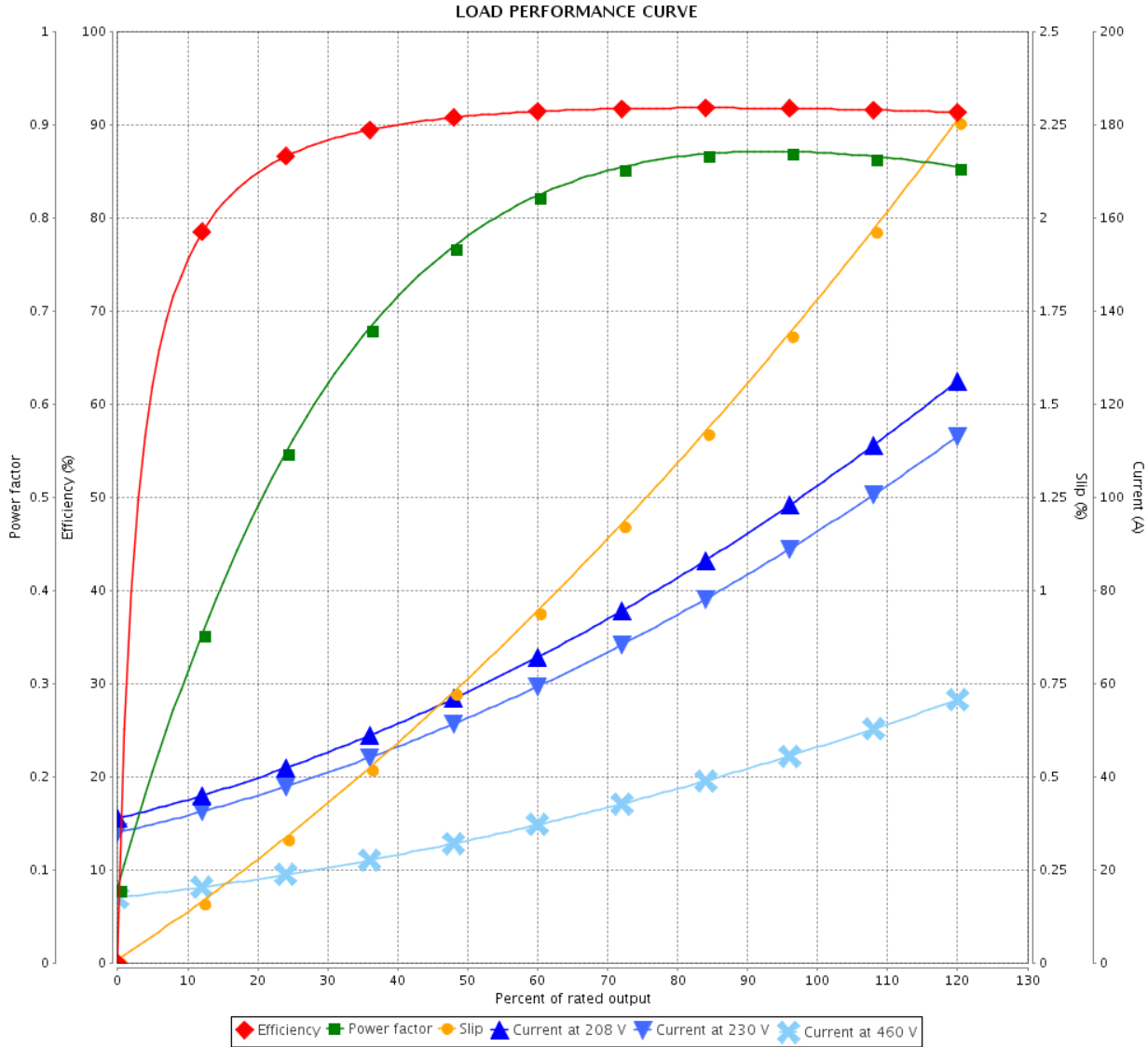
Three Phase Induction Motor - Squirrel Cage

Customer : Dealers Industrial Equipment 800-469-3110
 Customer reference : 14832410

Product line : W40 JM Pump High Efficiency
 Three-Phase

Product code : 14832410

Catalog # : 04036OP3EFP286JMV-W4



Performance : 208-230/460 V 60 Hz 2P

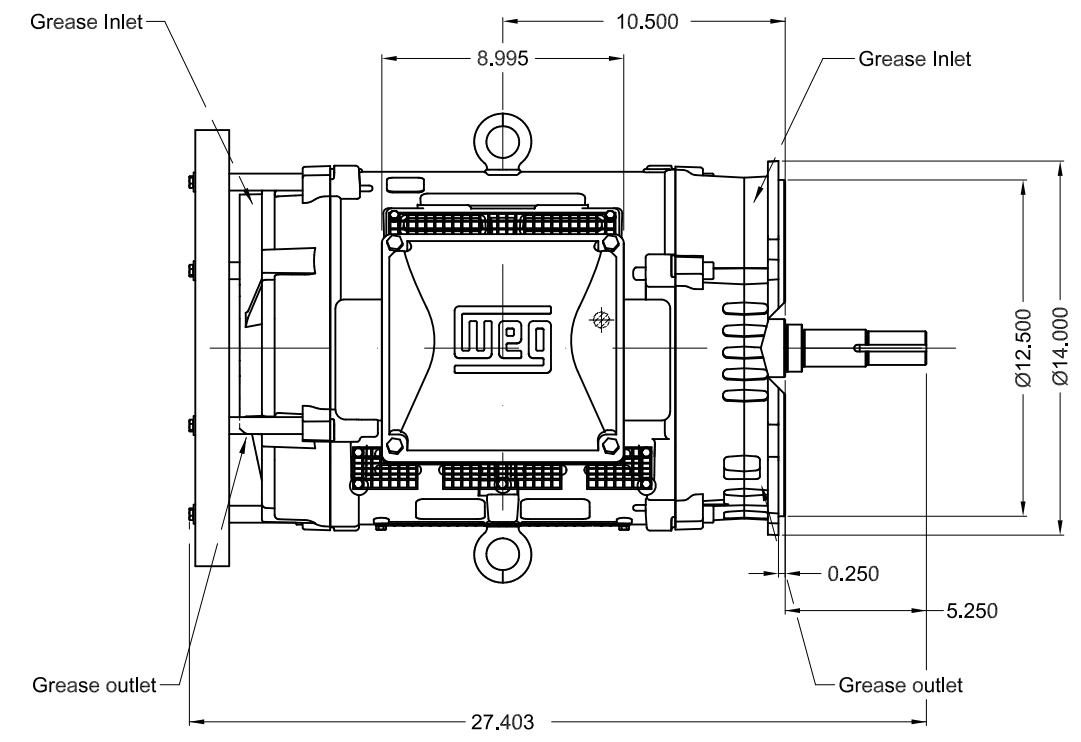
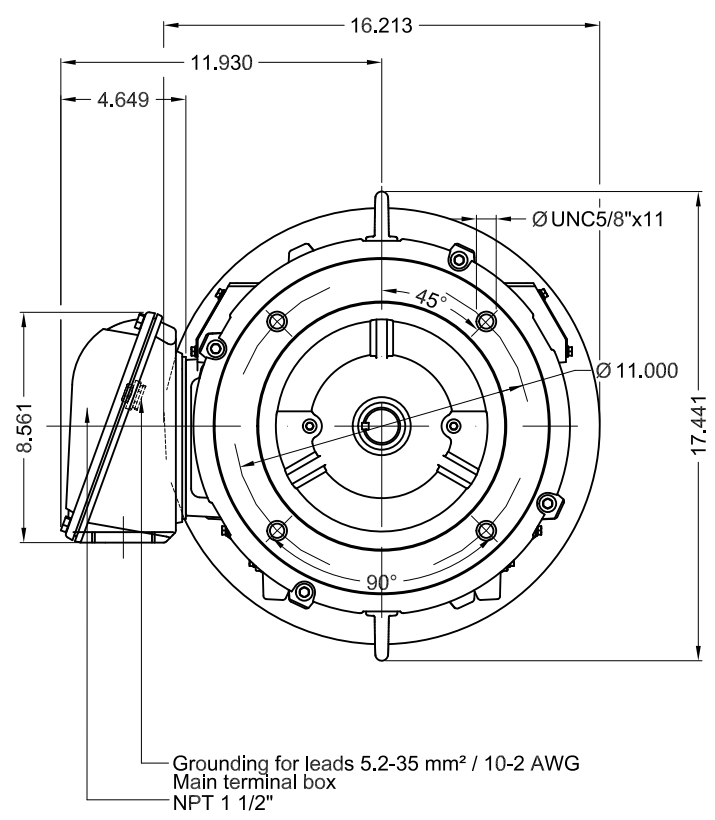
Rated current : 104-94.4/47.2 A
 LRC : 6.1
 Rated torque : 58.6 ft.lb
 Locked rotor torque : 170 %
 Breakdown torque : 250 %
 Rated speed : 3535 rpm

Moment of inertia (J) : 1.91 sq.ft.lb
 Duty cycle : Cont.(S1)
 Insulation class : F
 Service factor : 1.15
 Temperature rise : 80 K
 Design : B

Rev.	Changes Summary	Performed	Checked	Date
Performed by			Page 2 / 2	Revision
Checked by				
Date	16/04/2019			

Dimensões em polegada
Dimensions in inches

THIS IS AN UPDATED REVISION, THE
PREVIOUS ONE MUST BE DISREGARDED.



Color RAL 3002		Painting plan 203A		Mounting V18		SCALE	1:7		
ECM	LOC	SUMMARY OF MODIFICATIONS			EXECUTED	CHECKED	RELEASED	DATE	VER
EXECUTED	USERADMIN	THREE PHASE W40 MOTOR HIGH EFF							
CHECKED		FRAME 284/6JM IP23 ODP							
RELEASED		CLOSE COUPLED PUMP JM TYPE W							
REL DT	16.04.2019	WMO	Jaragua do Sul	Product Engineering	SHEET	1 / 1			

40 HP 02 Poles 60Hz

A