

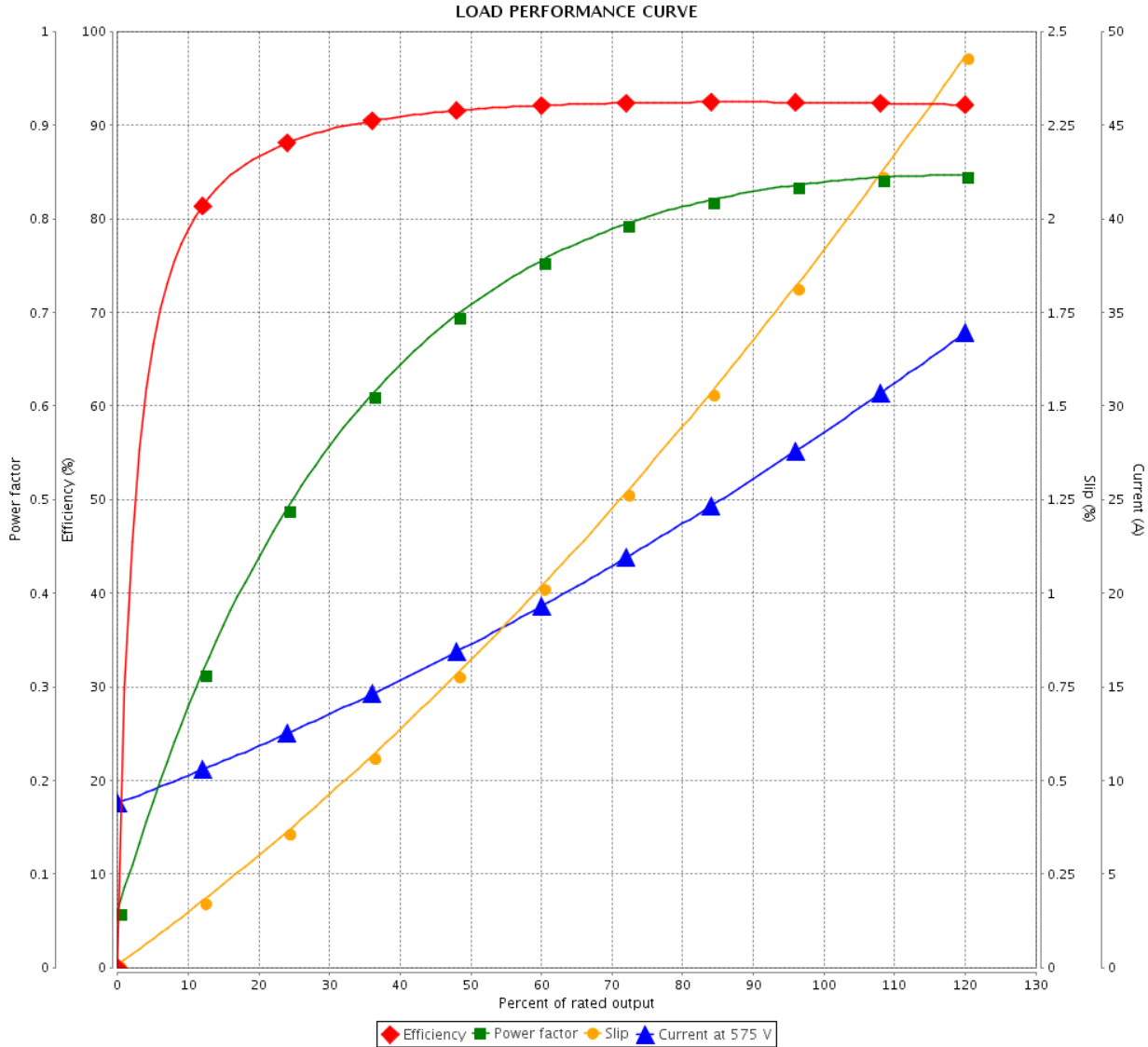
LOAD PERFORMANCE CURVE



Three Phase Induction Motor - Squirrel Cage

Customer : Dealers Industrial Equipment 800-469-3110
 Customer reference : 14832408

Product line : W40 JM Pump High Efficiency Three-Phase Product code : 14832408
 Catalog # : 03018OP3HFP286JMV-W4



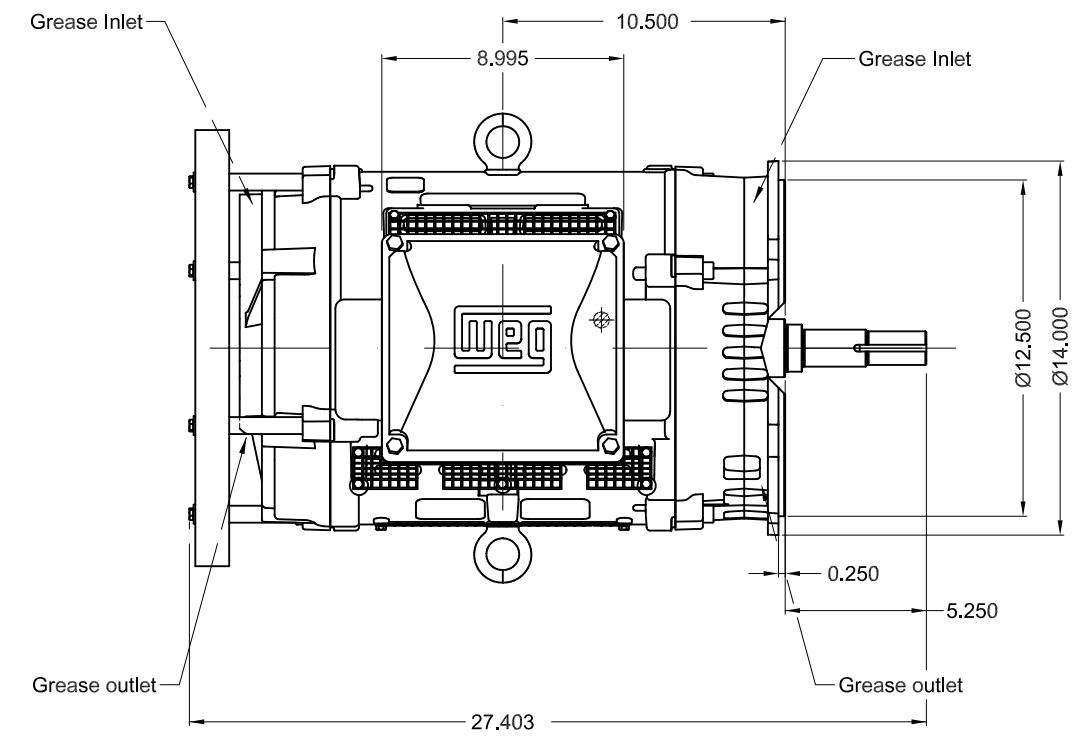
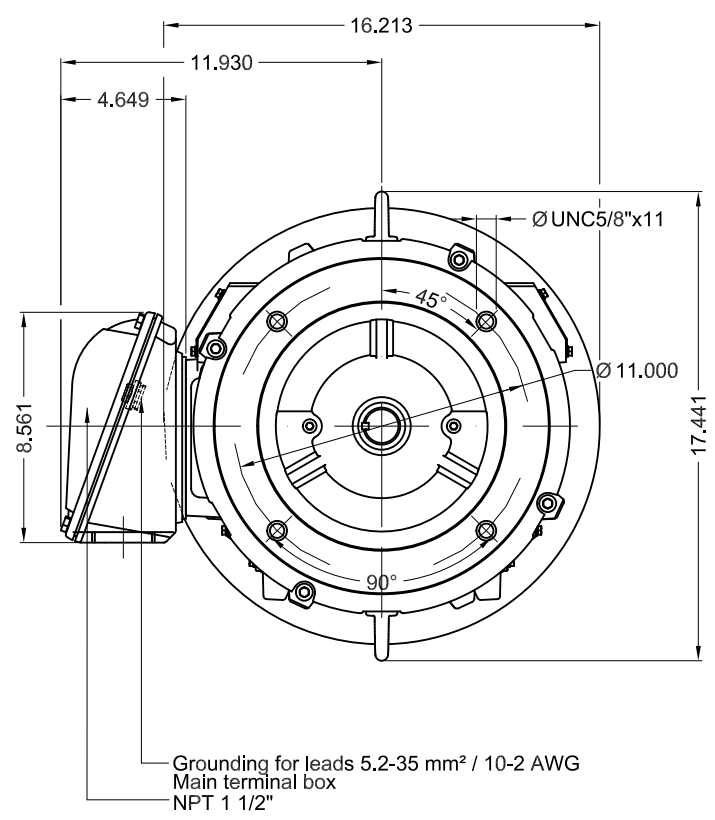
Performance : 575 V 60 Hz 4P

Rated current : 28.5 A	Moment of inertia (J) : 3.70 sq.ft.lb
LRC : 6.3	Duty cycle : Cont.(S1)
Rated torque : 88.1 ft.lb	Insulation class : F
Locked rotor torque : 250 %	Service factor : 1.15
Breakdown torque : 250 %	Temperature rise : 80 K
Rated speed : 1765 rpm	Design : B

Rev.	Changes Summary	Performed	Checked	Date
Performed by			Page 2 / 2	Revision
Checked by				
Date	16/04/2019			

Dimensões em polegada
Dimensions in inches

THIS IS AN UPDATED REVISION, THE
PREVIOUS ONE MUST BE DISREGARDED.



Color RAL 3002									
Painting plan 203A									
Mounting V18									
					SCALE	1:7			
ECM	LOC	SUMMARY OF MODIFICATIONS			EXECUTED	CHECKED	RELEASED	DATE	VER
EXECUTED	USERADMIN	THREE PHASE W40 MOTOR HIGH EFF							
CHECKED		FRAME 284/6JM IP23 ODP							
RELEASED		CLOSE COUPLED PUMP JM TYPE W							
REL DT	16.04.2019	WMO	Jaragua do Sul	Product Engineering	SHEET	1 / 1			

30 HP 04 Poles 60Hz

A

