

LOAD PERFORMANCE CURVE



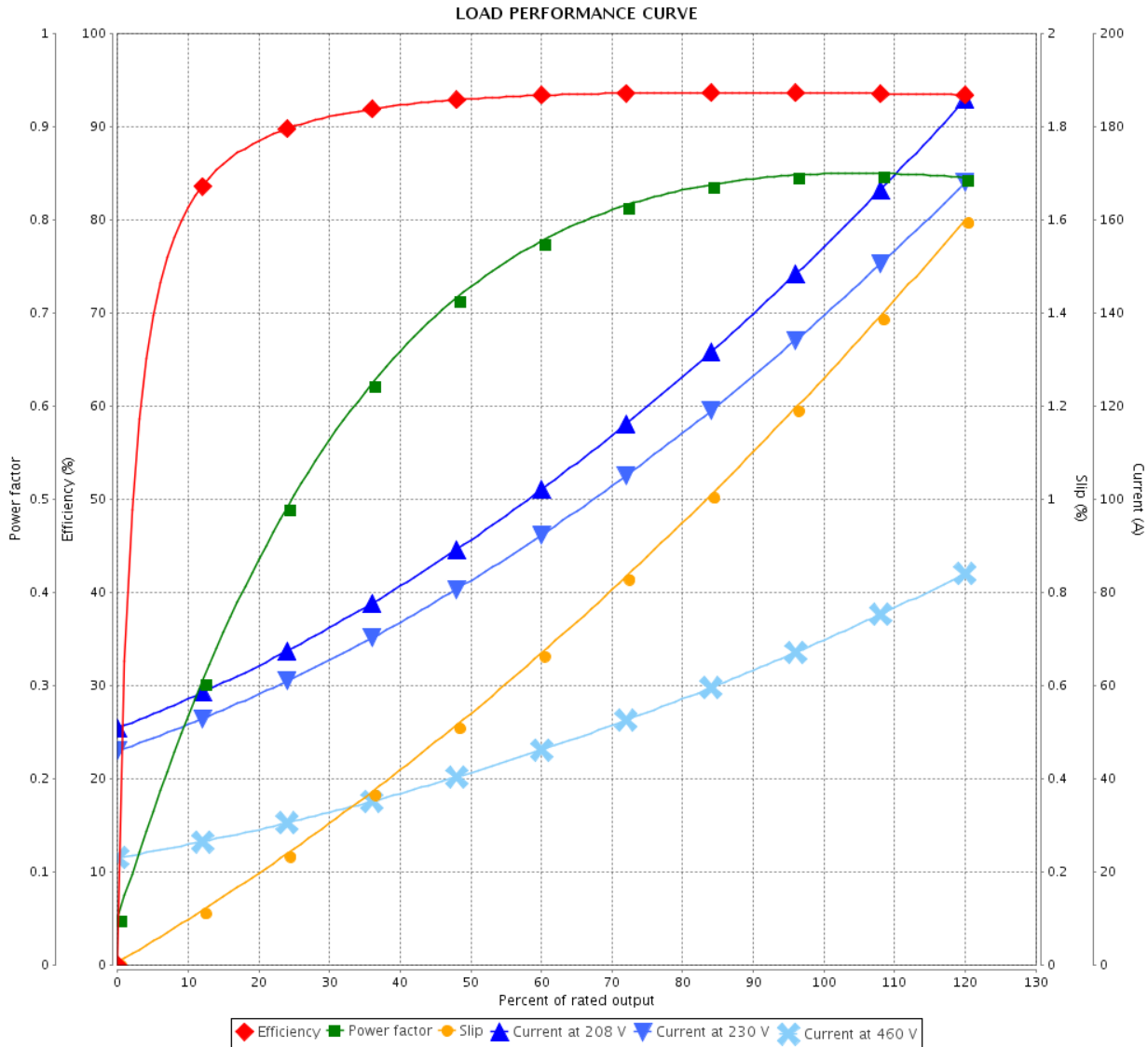
Three Phase Induction Motor - Squirrel Cage

Customer : Dealers Industrial Equipment 800-469-3110
 Customer reference : 14829568

Product line : W40 JP Pump High Efficiency
 Three-Phase

Product code : 14829568

Catalog # : 06018OP3EFP364JPV-W4



Performance : 208-230/460 V 60 Hz 4P

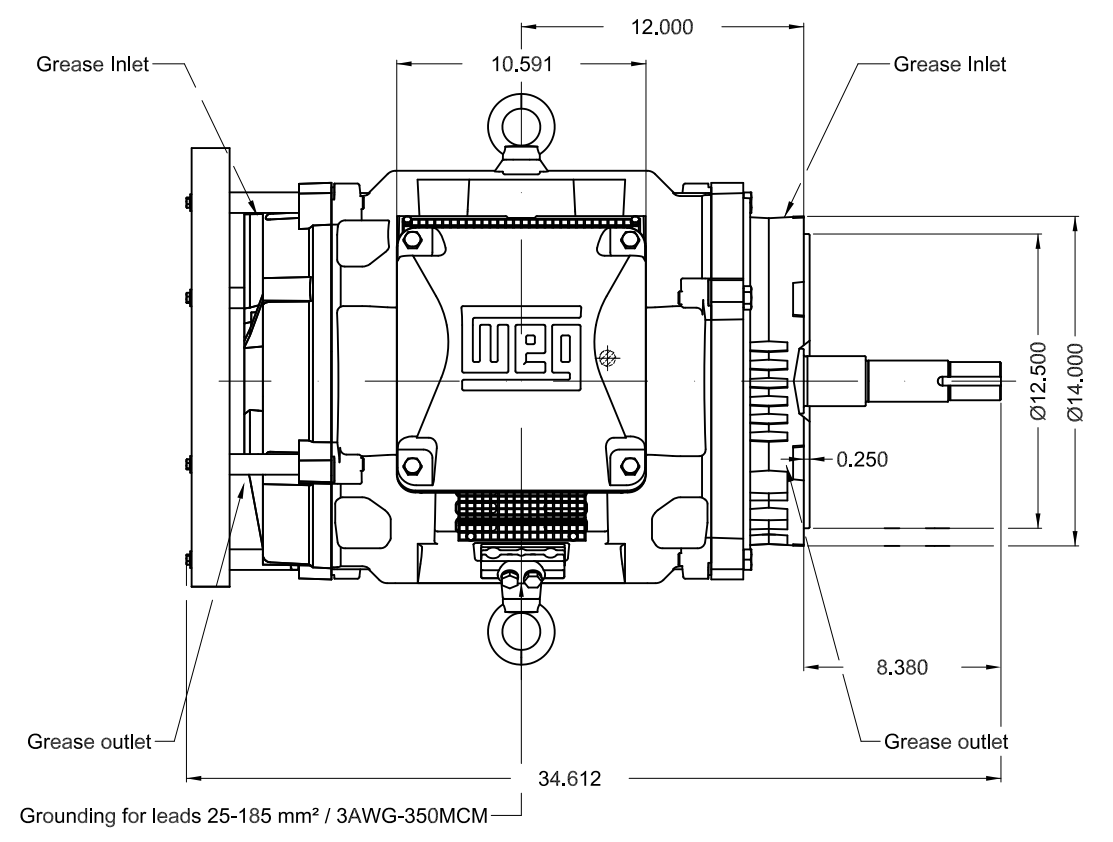
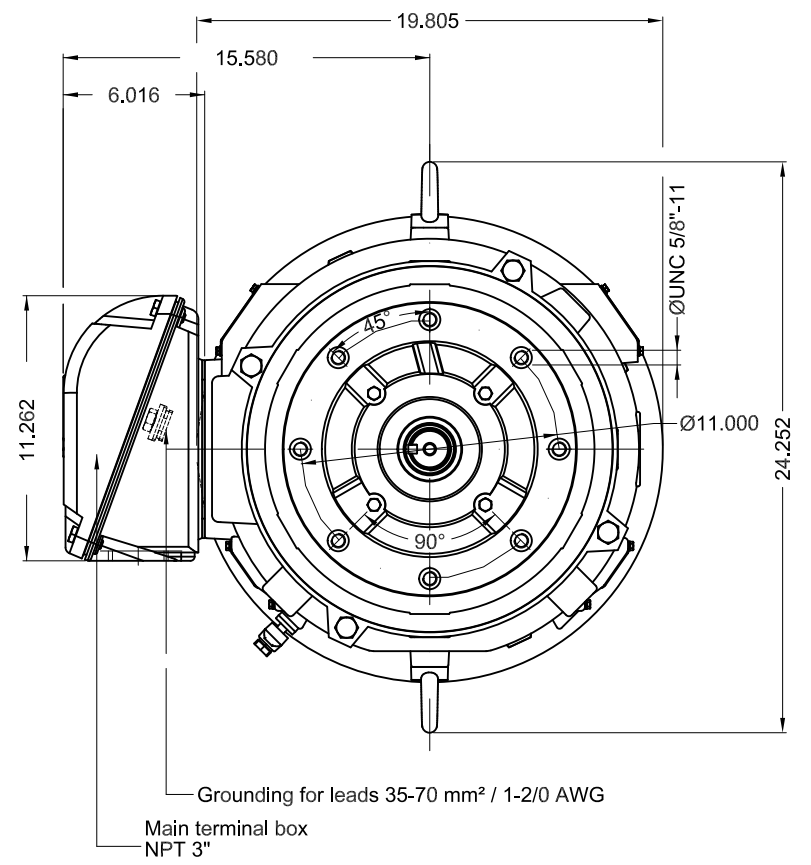
Rated current : 157-142/71.0 A
 LRC : 6.1
 Rated torque : 175 ft.lb
 Locked rotor torque : 180 %
 Breakdown torque : 229 %
 Rated speed : 1777 rpm

Moment of inertia (J) : 12.8 sq.ft.lb
 Duty cycle : Cont.(S1)
 Insulation class : F
 Service factor : 1.15
 Temperature rise : 80 K
 Design : B

Rev.	Changes Summary	Performed	Checked	Date
Performed by			Page	Revision
Checked by				
Date				

Dimensões em polegada
Dimensions in inches

THIS IS AN UPDATED REVISION, THE
PREVIOUS ONE MUST BE DISREGARDED.



Color RAL 3002									
Painting plan 203A									
Mounting V18									
					SCALE	1:8			
ECM	LOC	SUMMARY OF MODIFICATIONS			EXECUTED	CHECKED	RELEASED	DATE	VER
EXECUTED	USERADMIN	THREE PHASE W40 MOTOR HIGH EFF							
CHECKED		FRAME 364/5JP IP23 ODP							
RELEASED		CLOSE COUPLED PUMP JP TYPE W							
REL DT	16.04.2019	WMO	Jaragua do Sul	Product Engineering	SHEET	1 / 1			

60 HP 04 Poles 60Hz

A

