

DATA SHEET



Three Phase Induction Motor - Squirrel Cage

Customer : Dealers Industrial Equipment 800-469-3110
 Customer reference : 02536OP3EFP256T-W40

Product line : W40 High Efficiency Three-Phase Product code : 14490522
 Catalog # : 02536OP3EFP256T-W40

Frame	: 254/6T	Locked rotor time	: 27s (cold) 15s (hot)
Output	: 25 HP (18.5 kW)	Temperature rise	: 105 K
Poles	: 2	Duty cycle	: Cont.(S1)
Frequency	: 60 Hz	Ambient temperature	: -20°C to +40°C
Rated voltage	: 208-230/460 V	Altitude	: 1000 m.a.s.l.
Rated current	: 65.7-59.4/29.7 A	Protection degree	: IP23
L. R. Amperes	: 401-362/181 A	Cooling method	: IC01 - ODP
LRC	: 6.1x(Code G)	Mounting	: F-1
No load current	: 15.5-18.0/9.00 A	Rotation ¹	: Both (CW and CCW)
Rated speed	: 3530 rpm	Starting method	: Direct On Line
Slip	: 1.94 %	Approx. weight ³	: 260 lb
Rated torque	: 36.7 ft.lb		
Locked rotor torque	: 190 %		
Breakdown torque	: 260 %		
Insulation class	: F		
Service factor	: 1.15		
Moment of inertia (J)	: 0.9592 sq.ft.lb		
Design	: B		

Output	25%	50%	75%	100%	Foundation loads
Efficiency (%)	89.2	89.5	91.0	91.0	Max. traction
Power Factor	0.50	0.72	0.82	0.86	Max. compression

	Drive end	Non drive end
Bearing type	: 6309 Z C3	6209 Z C3
Sealing	: Without Bearing Seal	Without Bearing Seal
Lubrication interval	: 20000 h	20000 h
Lubricant amount	: 13 g	9 g
Lubricant type	: Mobil Polyrex EM	

Notes
 downloaded from <http://dealerselectric.com>

This revision replaces and cancel the previous one, which must be eliminated.
 (1) Looking the motor from the shaft end.
 (2) Measured at 1m and with tolerance of +3dB(A).
 (3) Approximate weight subject to changes after manufacturing process.
 (4) At 100% of full load.

These are average values based on tests with sinusoidal power supply, subject to the tolerances stipulated in NEMA MG-1.

Rev.	Changes Summary	Performed	Checked	Date
Performed by		Page		Revision
Checked by		1 / 2		
Date	14/04/2019			

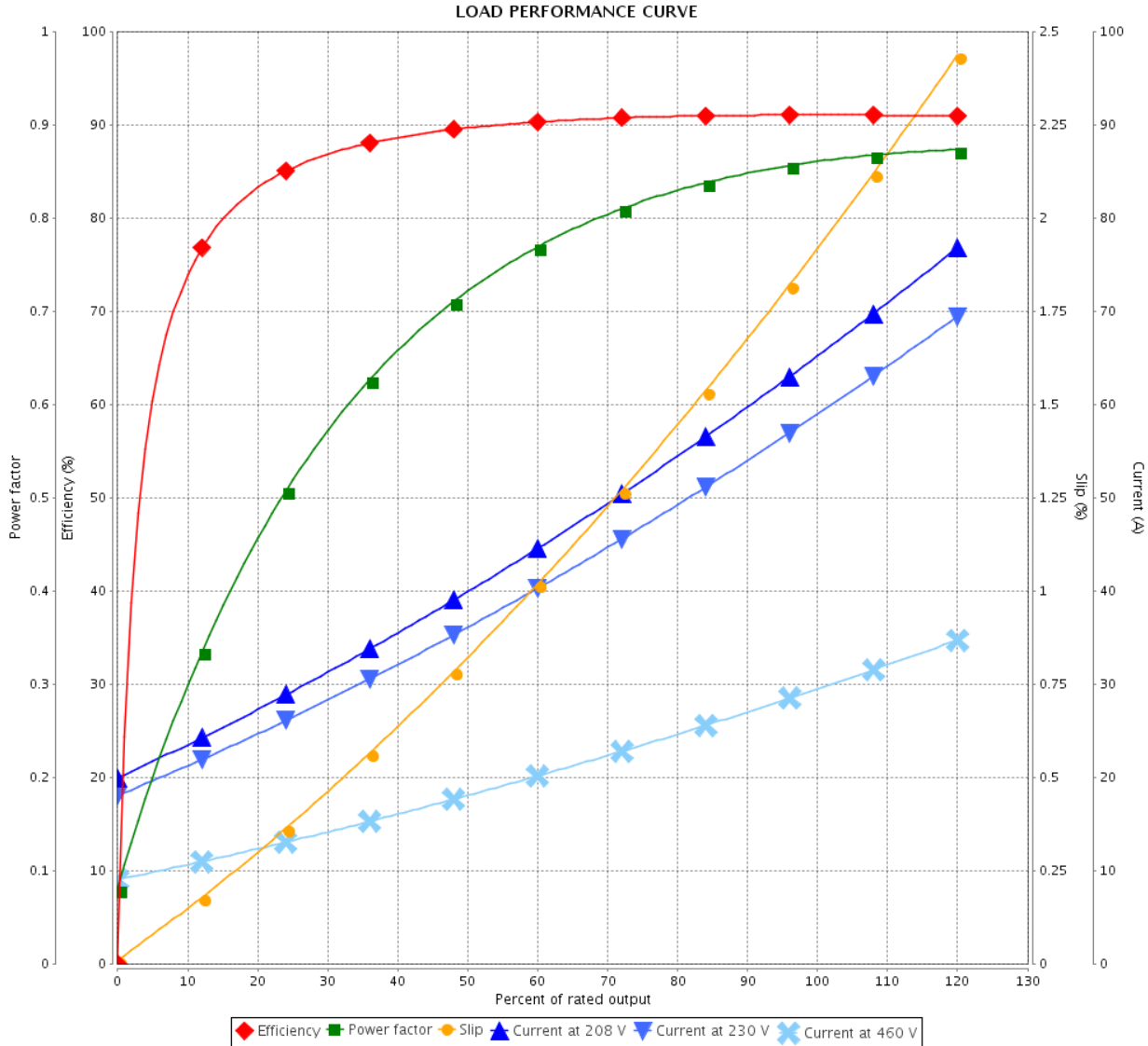
LOAD PERFORMANCE CURVE



Three Phase Induction Motor - Squirrel Cage

Customer : Dealers Industrial Equipment 800-469-3110
 Customer reference : 02536OP3EFP256T-W40

Product line : W40 High Efficiency Three-Phase Product code : 14490522
 Catalog # : 02536OP3EFP256T-W40



Performance : 208-230/460 V 60 Hz 2P

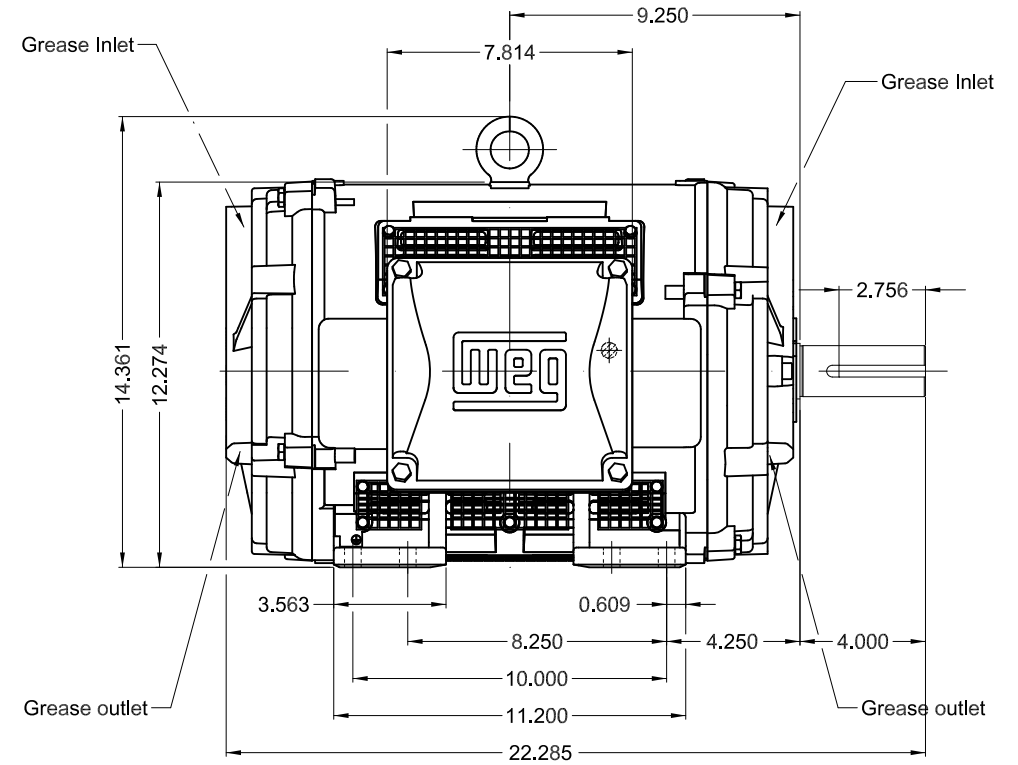
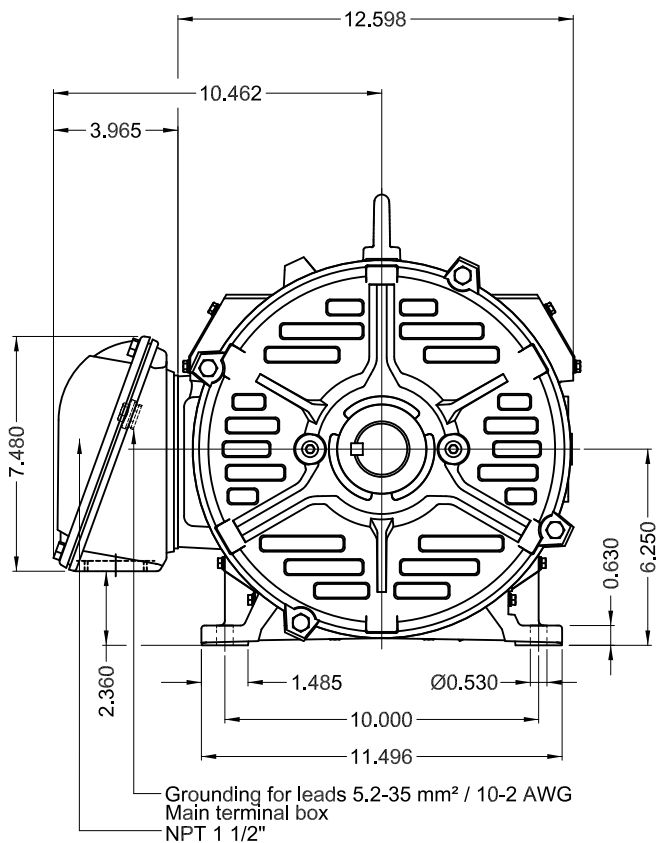
Rated current : 65.7-59.4/29.7 A
 LRC : 6.1
 Rated torque : 36.7 ft.lb
 Locked rotor torque : 190 %
 Breakdown torque : 260 %
 Rated speed : 3530 rpm

Moment of inertia (J) : 0.9592 sq.ft.lb
 Duty cycle : Cont.(S1)
 Insulation class : F
 Service factor : 1.15
 Temperature rise : 105 K
 Design : B

Rev.	Changes Summary	Performed	Checked	Date
Performed by			Page	Revision
Checked by				
Date				

Dimensões em polegada
Dimensions in inches

THIS IS AN UPDATED REVISION, THE
PREVIOUS ONE MUST BE DISREGARDED.



Color RAL 3002		Painting plan 203A		Mounting B3R(D)		SCALE		1:6		
ECM	LOC	SUMMARY OF MODIFICATIONS				EXECUTED	CHECKED	RELEASED	DATE	VER
EXECUTED	USERADMIN	THREE PHASE W40 MOTOR HIGH EFF								
CHECKED		FRAME 254/6T IP23 ODP								
RELEASED		WEG code: 14490522								
REL DT	14.04.2019	WMO	Jaragua do Sul	Product Engineering	SHEET	1 / 1				

25 HP 02 Poles 60Hz

A

