

DATA SHEET



Three Phase Induction Motor - Squirrel Cage

Customer	: Dealers Industrial Equipment 800-469-3110				
Customer reference	: 05036OT3H324JM-W40				
Product line	: W40 JM Pump NEMA Premium Efficiency Three-Phase		Product code :	14484970	
			Catalog # :	05036OT3H324JM-W40	
Frame	: 324JM		Locked rotor time	: 25s (cold) 14s (hot)	
Output	: 50 HP (37 kW)		Temperature rise	: 80 K	
Poles	: 2		Duty cycle	: Cont.(S1)	
Frequency	: 60 Hz		Ambient temperature	: -20°C to +40°C	
Rated voltage	: 575 V		Altitude	: 1000 m.a.s.l.	
Rated current	: 47.0 A		Protection degree	: IP23	
L. R. Amperes	: 296 A		Cooling method	: IC01 - ODP	
LRC	: 6.3x(Code G)		Mounting	: F-1	
No load current	: 14.8 A		Rotation ¹	: Both (CW and CCW)	
Rated speed	: 3560 rpm		Noise level ²	: 75.0 dB(A)	
Slip	: 1.11 %		Starting method	: Direct On Line	
Rated torque	: 72.8 ft.lb		Approx. weight ³	: 450 lb	
Locked rotor torque	: 200 %				
Breakdown torque	: 220 %				
Insulation class	: F				
Service factor	: 1.25				
Moment of inertia (J)	: 3.02 sq.ft.lb				
Design	: B				
Output	25%	50%	75%	100%	
Efficiency (%)	91.5	91.7	93.0	93.0	
Power Factor	0.50	0.73	0.82	0.85	
	Foundation loads				
	Max. traction				
	Max. compression				
	<u>Drive end</u>		<u>Non drive end</u>		
Bearing type	: 6312 Z C3		6211 Z C3		
Sealing	: Without Bearing Seal		Without Bearing Seal		
Lubrication interval	: 19658 h		20000 h		
Lubricant amount	: 21 g		11 g		
Lubricant type	: Mobil Polyrex EM				
Notes downloaded from http://dealerselectric.com					
This revision replaces and cancel the previous one, which must be eliminated. (1) Looking the motor from the shaft end. (2) Measured at 1m and with tolerance of +3dB(A). (3) Approximate weight subject to changes after manufacturing process. (4) At 100% of full load.			These are average values based on tests with sinusoidal power supply, subject to the tolerances stipulated in NEMA MG-1.		
Rev.	Changes Summary		Performed	Checked	Date
Performed by					
Checked by				Page	Revision
Date	14/04/2019			1 / 2	

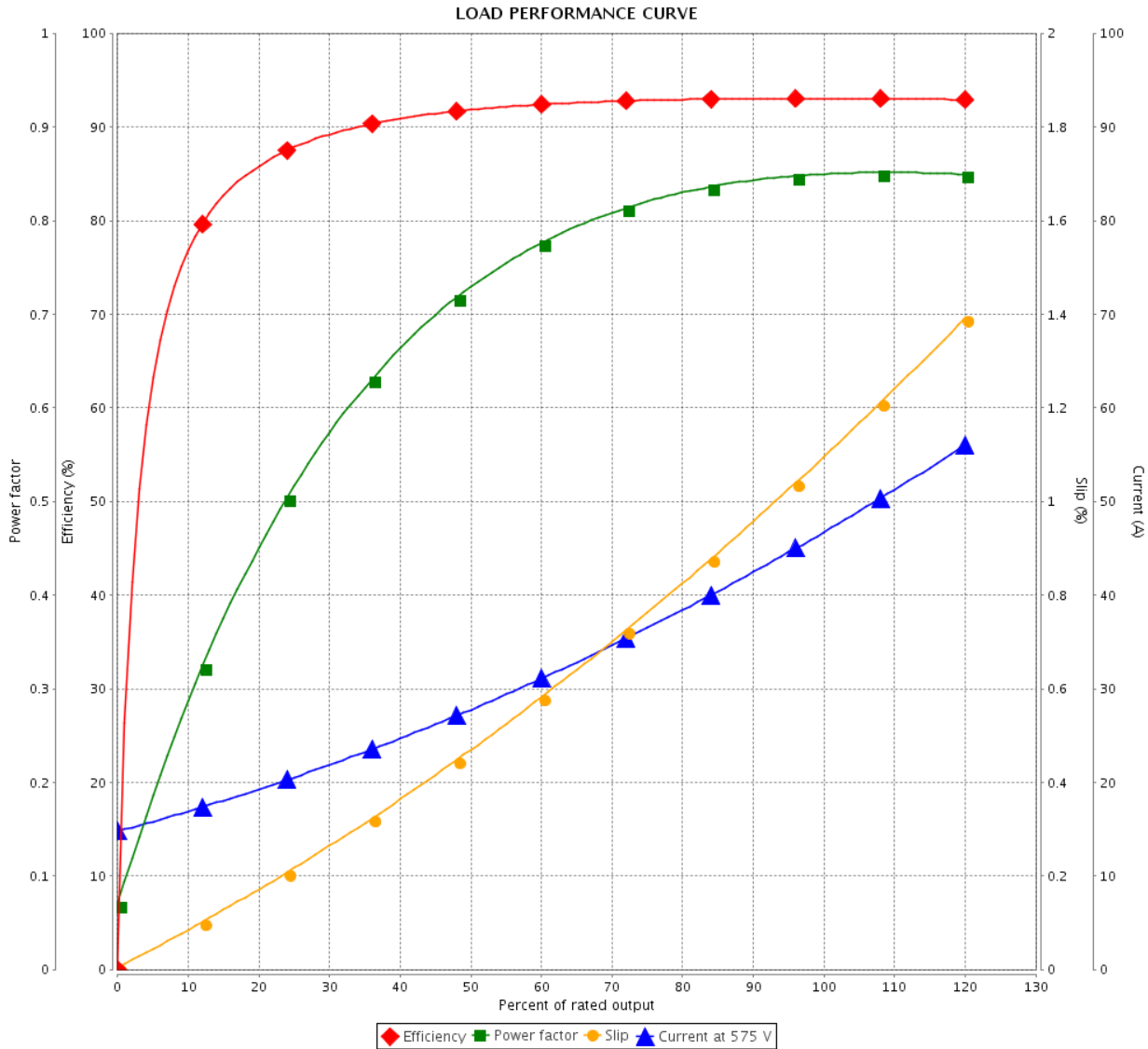
LOAD PERFORMANCE CURVE



Three Phase Induction Motor - Squirrel Cage

Customer : Dealers Industrial Equipment 800-469-3110
 Customer reference : 05036OT3H324JM-W40

Product line : W40 JM Pump NEMA Premium Efficiency Three-Phase Product code : 14484970
 Catalog # : 05036OT3H324JM-W40



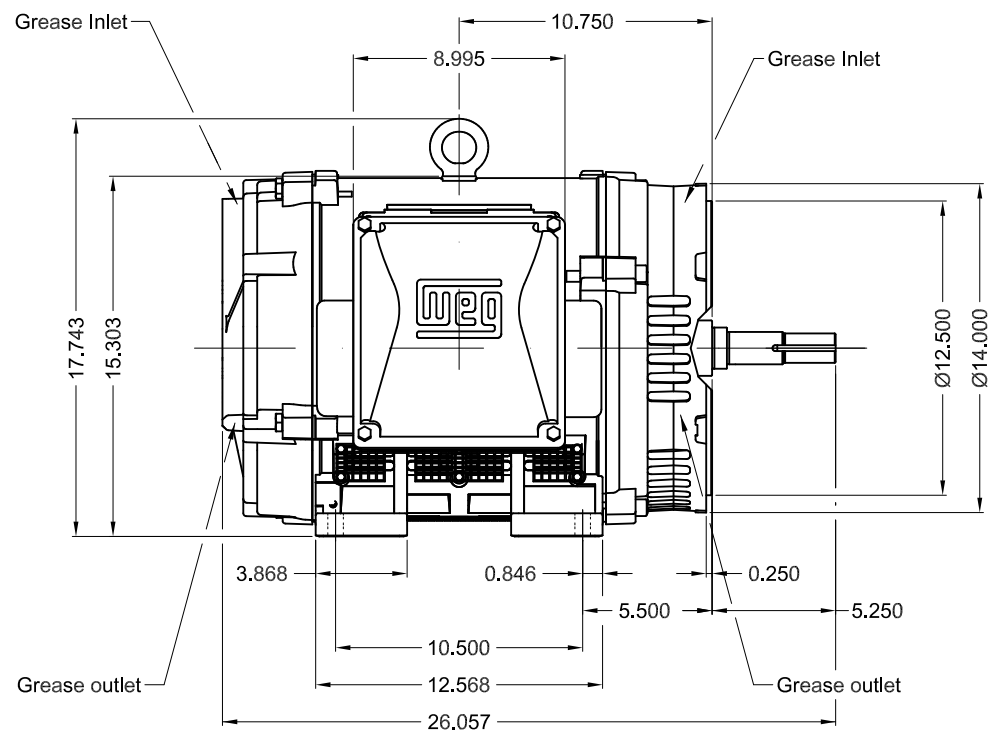
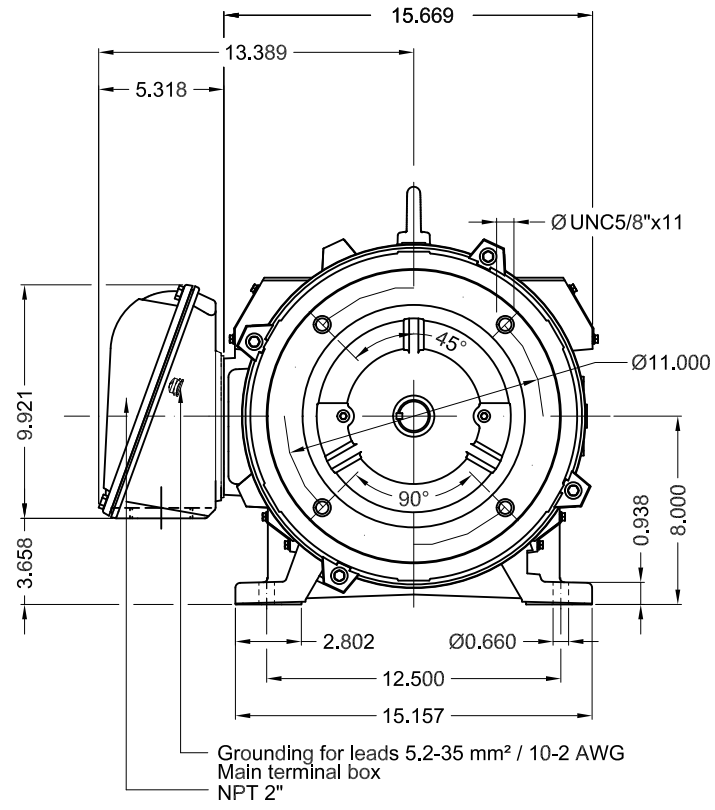
Performance : 575 V 60 Hz 2P

Rated current : 47.0 A	Moment of inertia (J) : 3.02 sq.ft.lb
LRC : 6.3	Duty cycle : Cont.(S1)
Rated torque : 72.8 ft.lb	Insulation class : F
Locked rotor torque : 200 %	Service factor : 1.25
Breakdown torque : 220 %	Temperature rise : 80 K
Rated speed : 3560 rpm	Design : B

Rev.	Changes Summary	Performed	Checked	Date
Performed by			Page 2 / 2	Revision
Checked by				
Date	14/04/2019			

Dimensões em polegada
Dimensions in inches

THIS IS AN UPDATED REVISION, THE
PREVIOUS ONE MUST BE DISREGARDED.



Color RAL 5009
Painting plan 203A
Mounting B34R(D)

					SCALE	1:8			
ECM	LOC	SUMMARY OF MODIFICATIONS			EXECUTED	CHECKED	RELEASED	DATE	VER
EXECUTED	USERADMIN	THREE PHASE W40 MOTOR NEMA PREMIUM EFF							
CHECKED		FRAME 324JM IP23 ODP							
RELEASED		CLOSE COUPLED PUMP JM TYPE W							
REL DT	14.04.2019	WMO	Jaragua do Sul	Product Engineering	SHEET	1 / 1			

50 HP 02 Poles 60Hz

A



ZME A3