

DATA SHEET



Three Phase Induction Motor - Squirrel Cage

Customer	: Dealers Industrial Equipment 800-469-3110				
Customer reference	: 06012OT3E404T-W40G				
Product line	: W40 NEMA Premium Efficiency Three-Phase		Product code :	14272902	
			Catalog # :	06012OT3E404T-W40G	
Frame	: 404/5T		Locked rotor time	: 28s (cold) 16s (hot)	
Output	: 60 HP (45 kW)		Temperature rise	: 80 K	
Poles	: 6		Duty cycle	: Cont.(S1)	
Frequency	: 60 Hz		Ambient temperature	: -20°C to +40°C	
Rated voltage	: 208-230/460 V		Altitude	: 1000 m.a.s.l.	
Rated current	: 155-141/70.3 A		Protection degree	: IP23	
L. R. Amperes	: 1042-942/471 A		Cooling method	: IC01 - ODP	
LRC	: 6.7x(Code G)		Mounting	: F-1	
No load current	: 43.1-50.0/25.0 A		Rotation ¹	: Both (CW and CCW)	
Rated speed	: 1185 rpm		Noise level ²	: 68.0 dB(A)	
Slip	: 1.25 %		Starting method	: Direct On Line	
Rated torque	: 262 ft.lb		Approx. weight ³	: 975 lb	
Locked rotor torque	: 240 %				
Breakdown torque	: 250 %				
Insulation class	: F				
Service factor	: 1.25				
Moment of inertia (J)	: 29.4 sq.ft.lb				
Design	: B				
Output	25%	50%	75%	100%	
Efficiency (%)	91.4	91.7	94.5	94.5	
Power Factor	0.48	0.73	0.82	0.85	
	Foundation loads				
	Max. traction : 1990 lb				
	Max. compression : 2966 lb				
	<u>Drive end</u>		<u>Non drive end</u>		
Bearing type	: 6316 C3		: 6212 Z C3		
Sealing	: Without Bearing Seal		: Without Bearing Seal		
Lubrication interval	: 20000 h		: 20000 h		
Lubricant amount	: 34 g		: 13 g		
Lubricant type	: Mobil Polyrex EM				
Notes downloaded from http://dealerselectric.com					
This revision replaces and cancel the previous one, which must be eliminated. (1) Looking the motor from the shaft end. (2) Measured at 1m and with tolerance of +3dB(A). (3) Approximate weight subject to changes after manufacturing process. (4) At 100% of full load.			These are average values based on tests with sinusoidal power supply, subject to the tolerances stipulated in NEMA MG-1.		
Rev.	Changes Summary		Performed	Checked	Date
Performed by					
Checked by				Page	Revision
Date	14/04/2019			1 / 2	

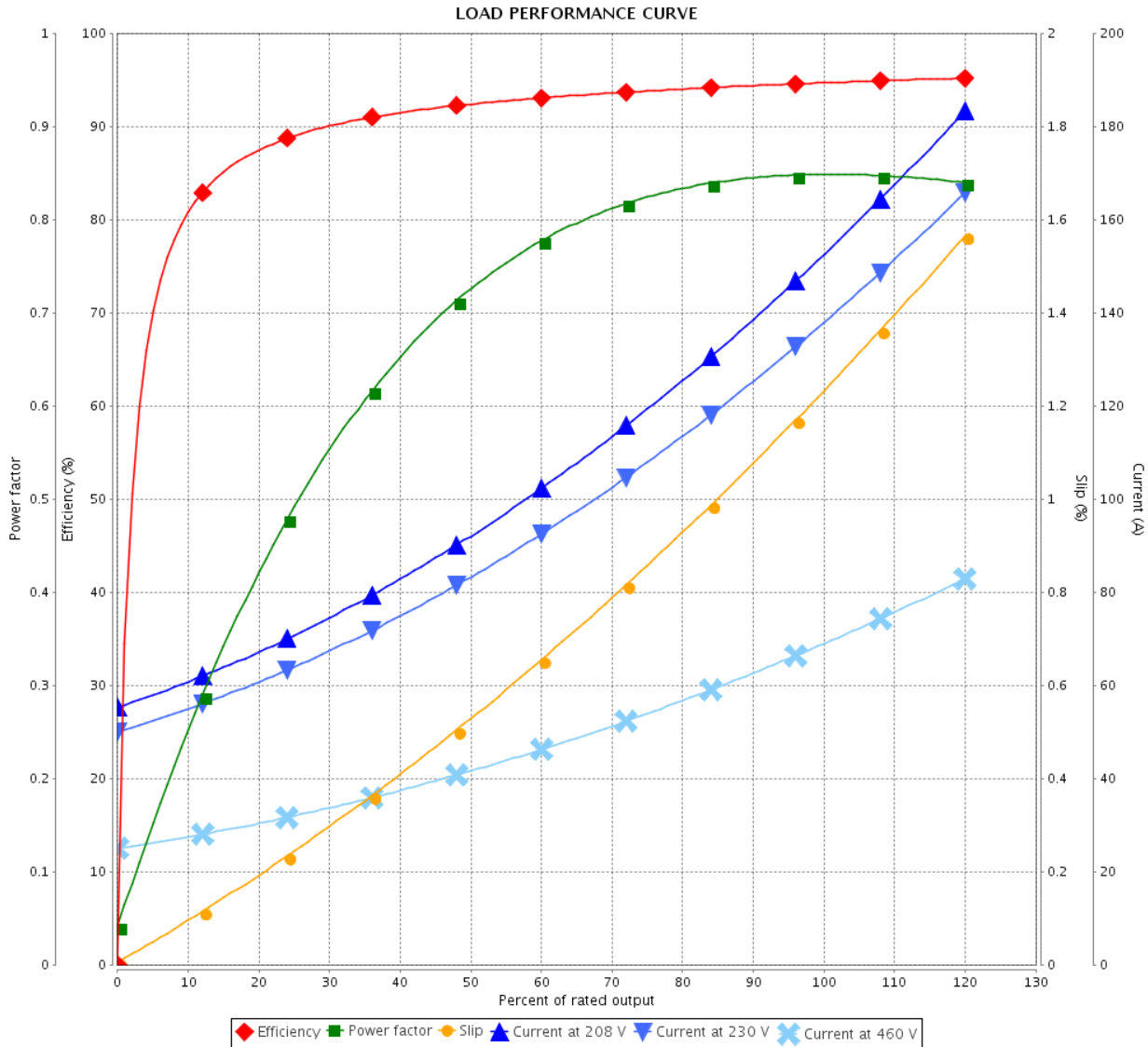
LOAD PERFORMANCE CURVE



Three Phase Induction Motor - Squirrel Cage

Customer : Dealers Industrial Equipment 800-469-3110
 Customer reference : 06012OT3E404T-W40G

Product line : W40 NEMA Premium Efficiency Three-Phase Product code : 14272902
 Catalog # : 06012OT3E404T-W40G



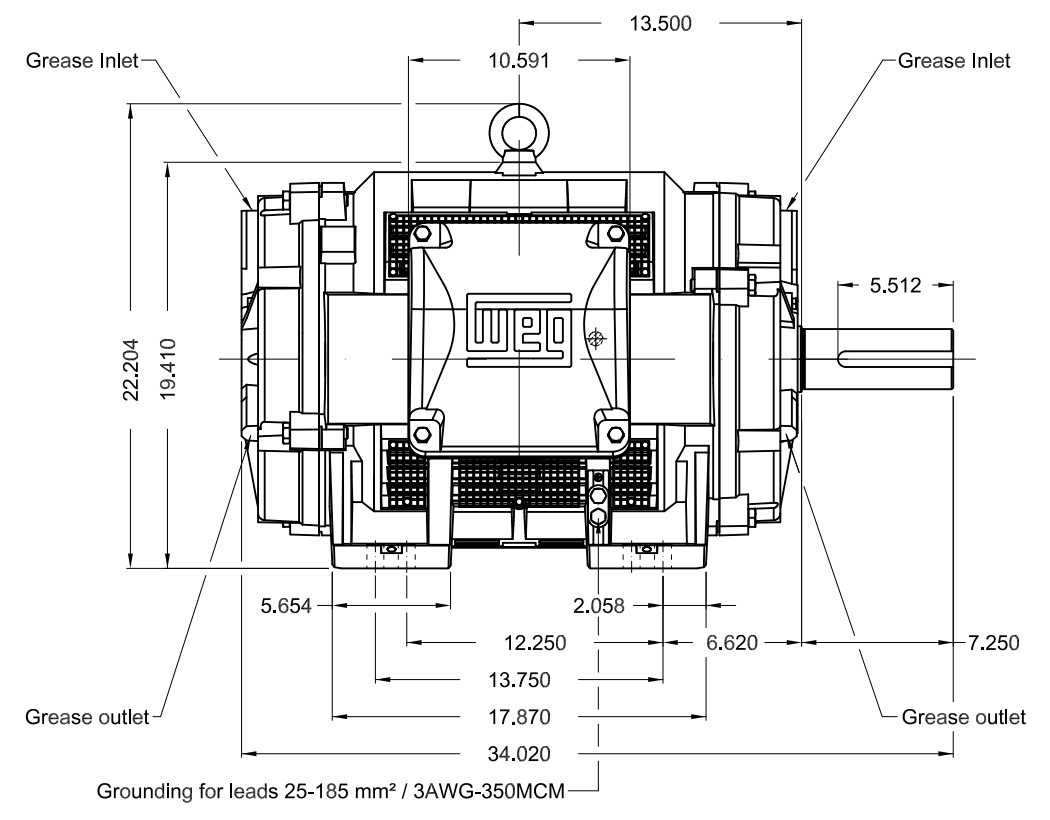
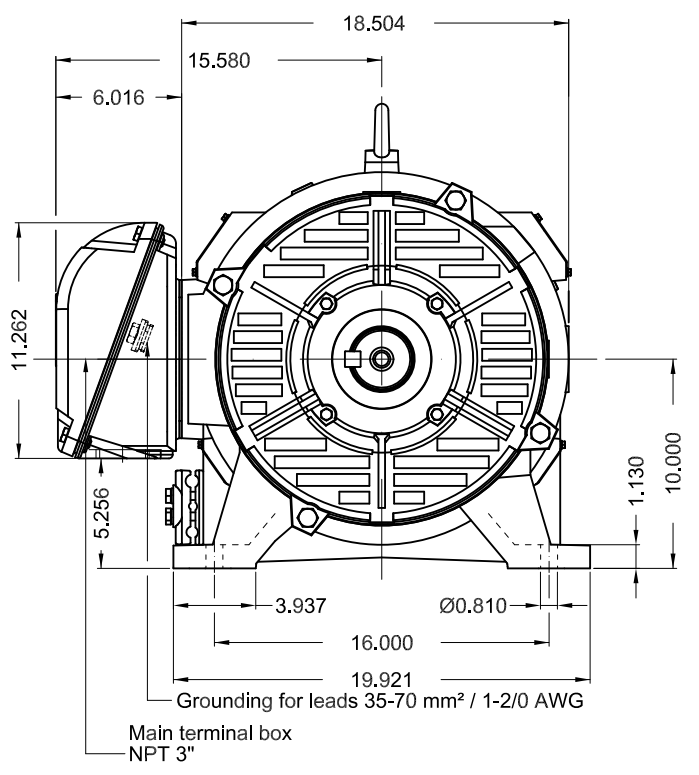
Performance : 208-230/460 V 60 Hz 6P

Rated current : 155-141/70.3 A	Moment of inertia (J) : 29.4 sq.ft.lb
LRC : 6.7	Duty cycle : Cont.(S1)
Rated torque : 262 ft.lb	Insulation class : F
Locked rotor torque : 240 %	Service factor : 1.25
Breakdown torque : 250 %	Temperature rise : 80 K
Rated speed : 1185 rpm	Design : B

Rev.	Changes Summary	Performed	Checked	Date
Performed by			Page	Revision
Checked by				
Date				

Dimensões em polegada
Dimensions in inches

THIS IS AN UPDATED REVISION, THE
PREVIOUS ONE MUST BE DISREGARDED.



Internal AEGIS ground ring on the DE						
Color RAL 5009						
Painting plan 203A						
Mounting B3R(D)						
					SCALE	1:9
ECM	LOC	SUMMARY OF MODIFICATIONS			EXECUTED	CHECKED
EXECUTED	USERADMIN	THREE PHASE W40 MOTOR NEMA PREMIUM EFF				
CHECKED		FRAME 404/5T IP23 ODP				
RELEASED		WEG code: 14272902				
REL DT	14.04.2019	WMO	Jaragua do Sul	Product Engineering	SHEET	1 / 1

60 HP 06 Poles 60Hz

A

