

DATA SHEET



Three Phase Induction Motor - Squirrel Cage

Customer : Dealers Industrial Equipment 800-469-3110		Customer reference : 06018OT3E364TSCF2-W4																
Product line : W40 NEMA Premium Efficiency Three-Phase		Product code : 14272486																
		Catalog # : 06018OT3E364TSCF2-W4																
Frame : 364/5TSC Output : 60 HP (45 kW) Poles : 4 Frequency : 60 Hz Rated voltage : 208-230/460 V Rated current : 155-140/69.9 A L. R. Amperes : 1005-909/454 A LRC : 6.5x(Code G) No load current : 42.6-49.4/24.7 A Rated speed : 1780 rpm Slip : 1.11 % Rated torque : 175 ft.lb Locked rotor torque : 200 % Breakdown torque : 240 % Insulation class : F Service factor : 1.25 Moment of inertia (J) : 15.6 sq.ft.lb Design : B		Locked rotor time : 34s (cold) 19s (hot) Temperature rise : 80 K Duty cycle : Cont.(S1) Ambient temperature : -20°C to +40°C Altitude : 1000 m.a.s.l. Protection degree : IP23 Cooling method : IC01 - ODP Mounting : F-2 Rotation ¹ : Both (CW and CCW) Noise level ² : 69.0 dB(A) Starting method : Direct On Line Approx. weight ³ : 768 lb																
<table border="1"> <tr> <td>Output</td> <td>25%</td> <td>50%</td> <td>75%</td> <td>100%</td> </tr> <tr> <td>Efficiency (%)</td> <td>94.4</td> <td>94.5</td> <td>95.0</td> <td>95.0</td> </tr> <tr> <td>Power Factor</td> <td>0.48</td> <td>0.73</td> <td>0.82</td> <td>0.85</td> </tr> </table>		Output	25%	50%	75%	100%	Efficiency (%)	94.4	94.5	95.0	95.0	Power Factor	0.48	0.73	0.82	0.85	Foundation loads Max. traction : 1252 lb Max. compression : 2020 lb	
Output	25%	50%	75%	100%														
Efficiency (%)	94.4	94.5	95.0	95.0														
Power Factor	0.48	0.73	0.82	0.85														
Bearing type : Sealing : Lubrication interval : Lubricant amount : Lubricant type :		<table border="0"> <tr> <td style="text-align: center;"><u>Drive end</u></td> <td style="text-align: center;"><u>Non drive end</u></td> </tr> <tr> <td style="text-align: center;">6314 C3</td> <td style="text-align: center;">6212 Z C3</td> </tr> <tr> <td style="text-align: center;">Without Bearing Seal</td> <td style="text-align: center;">Without Bearing Seal</td> </tr> <tr> <td style="text-align: center;">20000 h</td> <td style="text-align: center;">20000 h</td> </tr> <tr> <td style="text-align: center;">27 g</td> <td style="text-align: center;">13 g</td> </tr> <tr> <td colspan="2" style="text-align: center;">Mobil Polyrex EM</td> </tr> </table>		<u>Drive end</u>	<u>Non drive end</u>	6314 C3	6212 Z C3	Without Bearing Seal	Without Bearing Seal	20000 h	20000 h	27 g	13 g	Mobil Polyrex EM				
<u>Drive end</u>	<u>Non drive end</u>																	
6314 C3	6212 Z C3																	
Without Bearing Seal	Without Bearing Seal																	
20000 h	20000 h																	
27 g	13 g																	
Mobil Polyrex EM																		
Notes downloaded from http://dealerselectric.com																		
This revision replaces and cancel the previous one, which must be eliminated. (1) Looking the motor from the shaft end. (2) Measured at 1m and with tolerance of +3dB(A). (3) Approximate weight subject to changes after manufacturing process. (4) At 100% of full load.		These are average values based on tests with sinusoidal power supply, subject to the tolerances stipulated in NEMA MG-1.																
Rev.	Changes Summary	Performed	Checked	Date														
Performed by																		
Checked by			Page	Revision														
Date	14/04/2019		1 / 2															

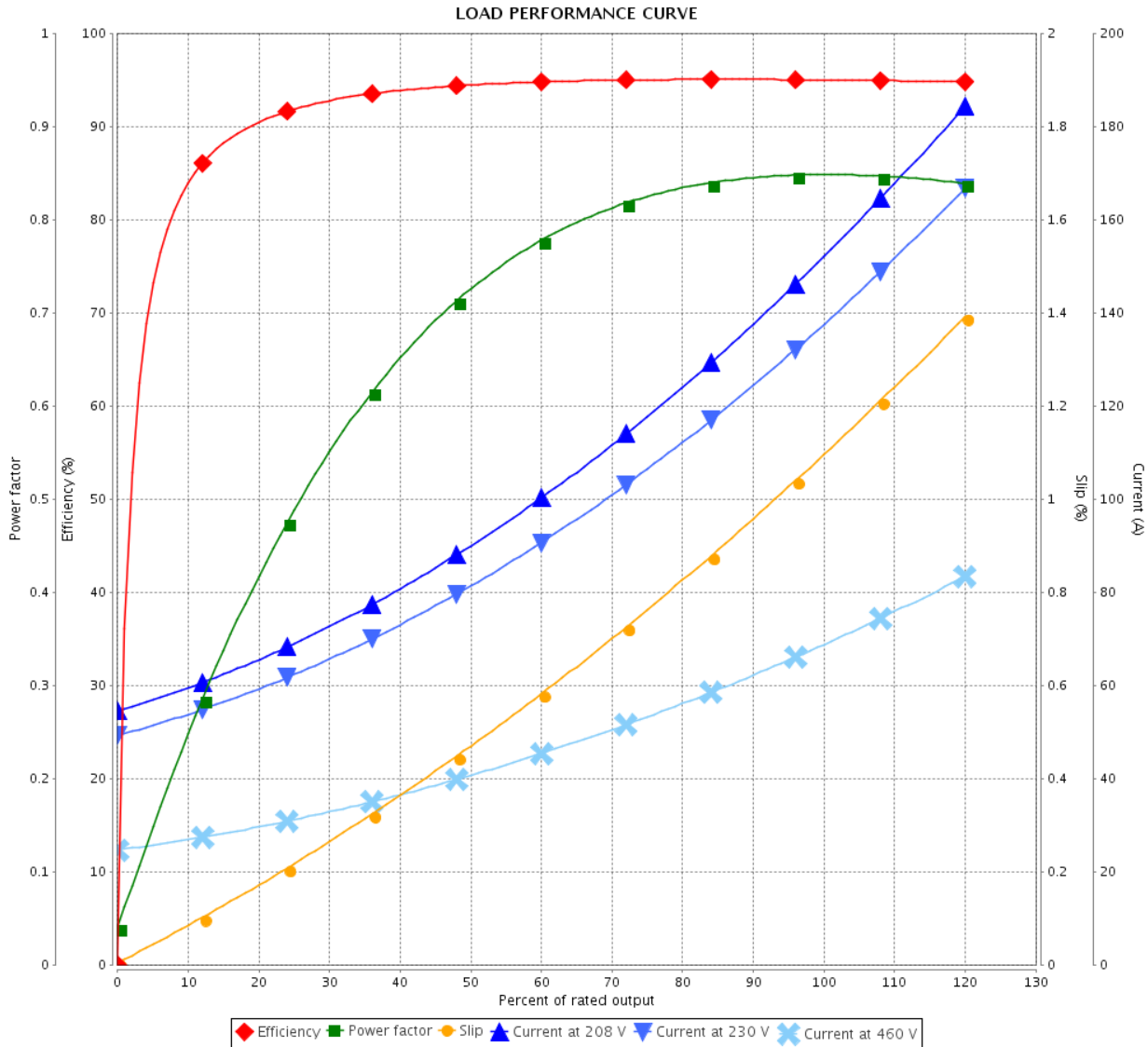
LOAD PERFORMANCE CURVE



Three Phase Induction Motor - Squirrel Cage

Customer : Dealers Industrial Equipment 800-469-3110
 Customer reference : 06018OT3E364TSCF2-W4

Product line : W40 NEMA Premium Efficiency Three-Phase Product code : 14272486
 Catalog # : 06018OT3E364TSCF2-W4



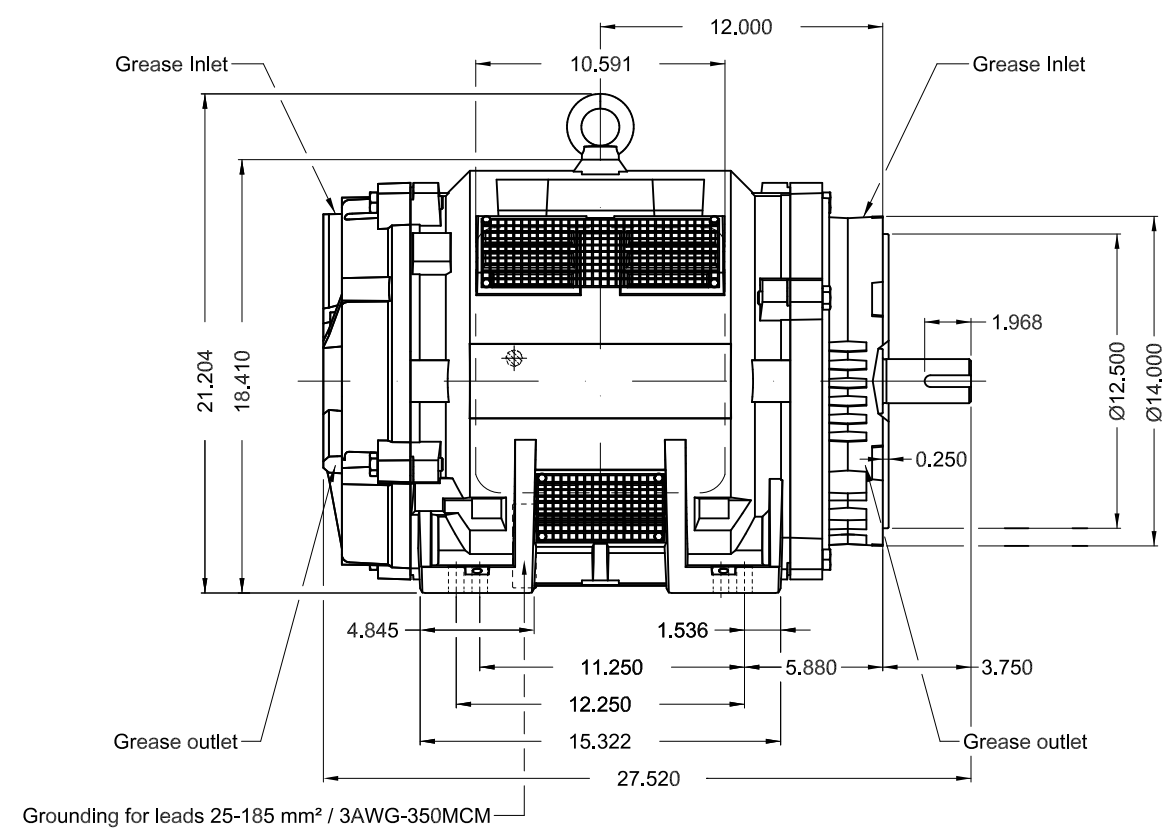
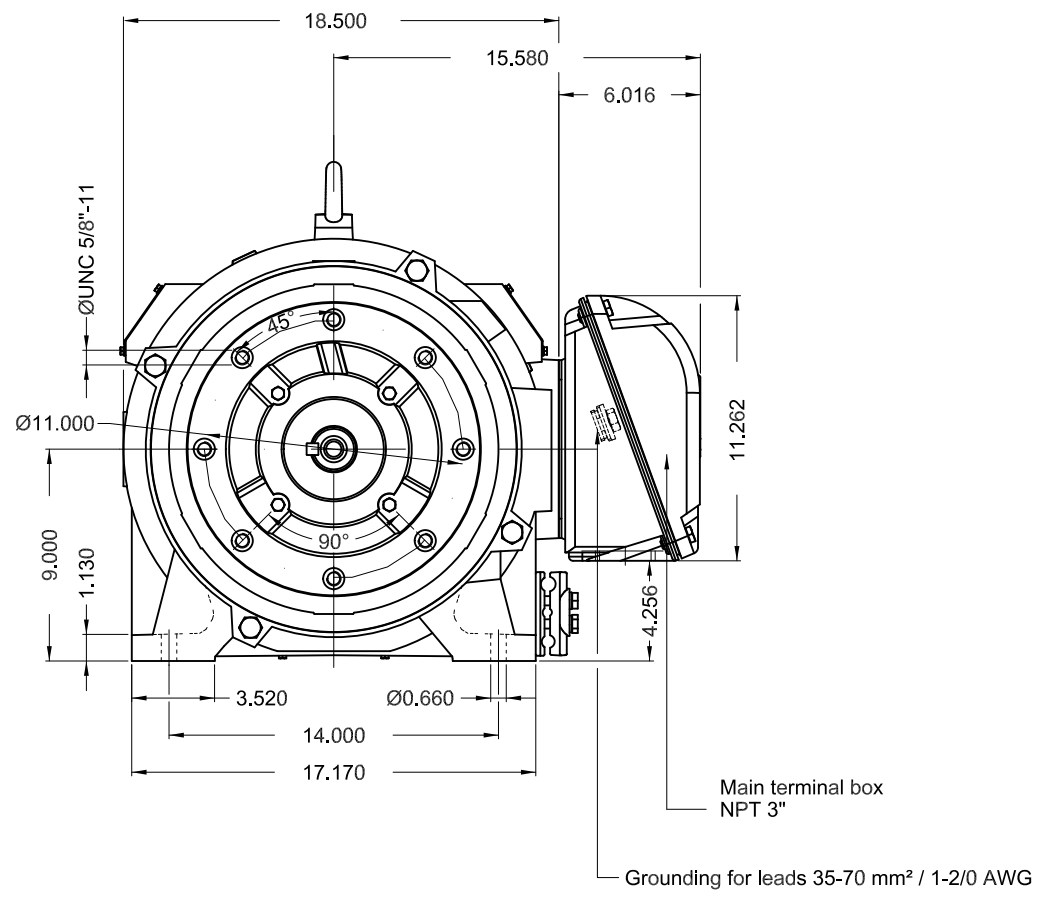
Performance : 208-230/460 V 60 Hz 4P

Rated current : 155-140/69.9 A	Moment of inertia (J) : 15.6 sq.ft.lb
LRC : 6.5	Duty cycle : Cont.(S1)
Rated torque : 175 ft.lb	Insulation class : F
Locked rotor torque : 200 %	Service factor : 1.25
Breakdown torque : 240 %	Temperature rise : 80 K
Rated speed : 1780 rpm	Design : B

Rev.	Changes Summary	Performed	Checked	Date
Performed by			Page 2 / 2	Revision
Checked by				
Date	14/04/2019			

Dimensões em polegada
Dimensions in inches

THIS IS AN UPDATED REVISION, THE
PREVIOUS ONE MUST BE DISREGARDED.



TS shaft end									
Color RAL 5009									
Painting plan 203A									
Mounting B34L(E)									
					SCALE	1:8			
ECM	LOC	SUMMARY OF MODIFICATIONS			EXECUTED	CHECKED	RELEASED	DATE	VER
EXECUTED	USERADMIN	THREE PHASE W40 MOTOR NEMA PREMIUM EFF							
CHECKED		FRAME 364/5TSC IP23 ODP							
RELEASED		WEG code: 14272486							
REL DT	14.04.2019	WMO	Jaragua do Sul	Product Engineering	SHEET	1 / 1			

60 HP 04 Poles 60Hz

A

