

PE143T-1.5-2

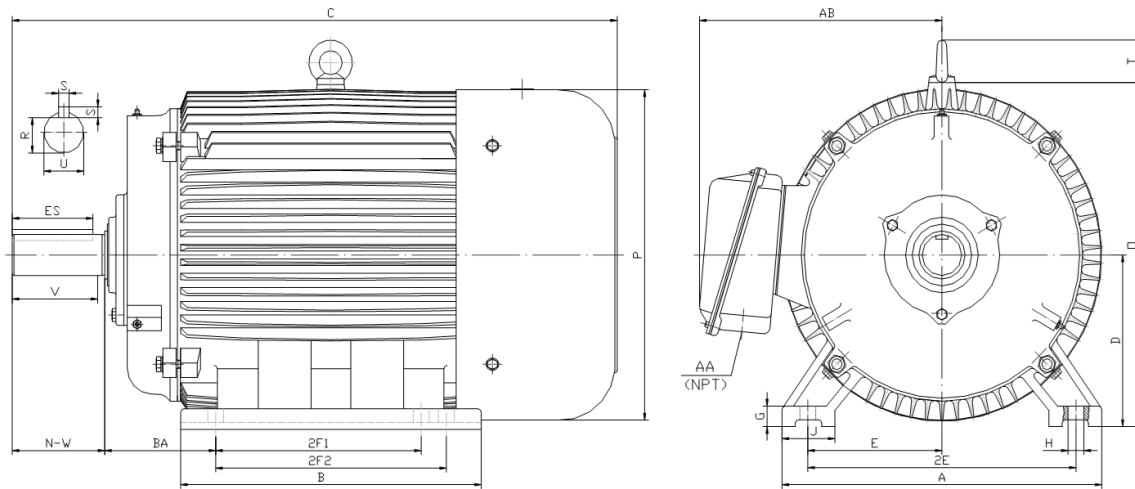
GENERAL PURPOSE ELECTRIC MOTOR

NEMA PREMIUM EFFICIENCY

TOTALLY ENCLOSED FAN COOLED

INVERTER DUTY 10:1 CT; 20:1 VT - NEMA MG1 PART 31

Factory Certified for T2B Class I, Division II, Groups A,B,C & D and Class II, Division II, Groups F & G



DIMENSIONS

HP	RPM	Frame	MOUNTING														
			A	B	C	D	G	H	J	E	2E	2F1	2F2	O	P	T	BA
1.5	3600	143T	7.00	6.20	13.60	3.50	0.50	0.34	1.40	2.75	5.50	4.00	5.00	7.10	6.95	0.00	2.25

Shaft Extension, Key Set						Conduit Box		Bearings		Mount
U	V	R	S	ES	N-W	AA	AB	DE	ODE	
0.875	2.00	0.771	0.188	1.41	2.25	0.75	6.10	6205-ZZ	6205-ZZ	F1

BEARING LUBRICATION: The bearings come lubricated with Mobil Polyrex EM Polyurea Grease.





PE143T-1.5-2

GENERAL PURPOSE ELECTRIC MOTOR

NEMA PREMIUM EFFICIENCY

TOTALLY ENCLOSED FAN COOLED

INVERTER DUTY 10:1 CT; 20:1 VT - NEMA MG1 PART 31



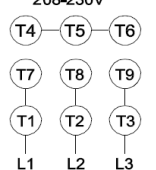
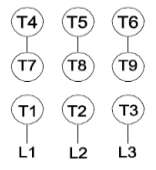



Factory Certified for T2B Class I, Division II, Groups A,B,C & D and Class II, Division II, Groups F & G

PERFORMANCE DATA

HP	RPM	Frame	Voltage	Frequency (Hz)	Full Load S.F.	Insulation Class	NEMA Design	Slip (%)	NEMA Code	Enclosure Type	IP Rating	Max. Ambient
1.5	3520	143T	208-230/460	60	1.15	F	B	2.2	M	TEFC	55	40° C

Amps (460V)		Efficiency (%)				Power Factor			Torque (ft-lb)			DE Bearing	ODE Bearing	Connection	Weight (lbs.)
FLA	LRA	100%	75%	50%	Min.	100%	75%	50%	FLT	LRT %	BDT %				
2.0	20	84.0	82.0	77.0	81.5	0.740	0.660	0.540	2.2	200	280	6205-ZZ	6205-ZZ	9 Lead 2Y/Y	46

NAME PLATE

 North American Electric, Inc.															CONNECTION DIAGRAMS 208-230V 		
INVERTER DUTY 20:1 VT; 10:1 CT																	
CAT NO: PE143T-1.5-2				FRAME 143T				PHASE 3				460V 					
HZ 60	S.F. 1.15	HZ 50	S.F. 1.0	ENCL TEFC	IP 55	HP 1.5	RPM 3520	HP 1.5	RPM 2900	DUTY CONT	DES B						
VOLTS 208-230/460			VOLTS 190/380			AMB 40° C		INS F									
FLA 4.4 - 4 / 2		FLA 5.2/2.6		DE BEARING 6205-ZZ													
CODE M	P.F. 0.74	CODE K	P.F. 0.80	ODE BEARING 6205-ZZ													
EFF 84.0	MIN 81.5	EFF 82	MIN 79.5	LUB: Mobil Polyrex EM													
MOTOR WEIGHT 46 LBS		CONNECTION 9 Lead 2Y/Y			SER NO												
General purpose use on industrial machinery installed in damp, dusty or dirty environments. Hernando, Mississippi										  		CC 082A					

APPLICATIONS:

General purpose use on pumps, fans, blowers, compressors, conveyors, material handling and other industrial machinery installed in damp, dusty or dirty environments.