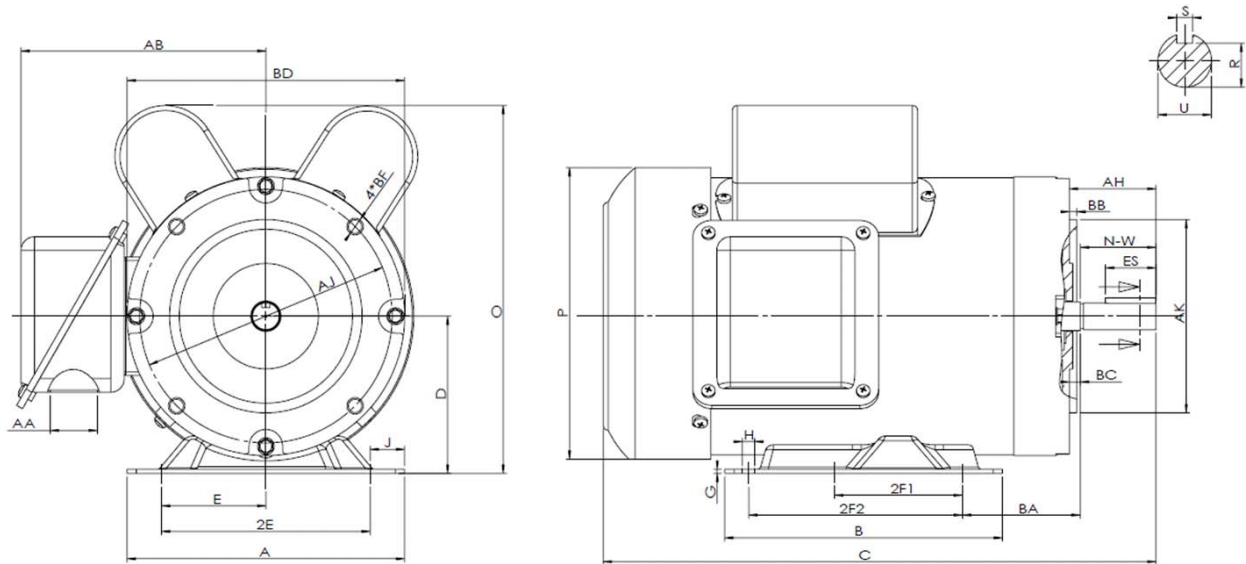


**F56CH1.5S4C**

GENERAL PURPOSE ELECTRIC MOTOR  
 SINGLE PHASE - CAPACITOR START / CAPACITOR RUN  
 ROLLED STEEL CONSTRUCTION  
 TOTALLY ENCLOSED FAN COOLED



**DIMENSIONS**

HP	RPM	Frame	MOUNTING														
			A	B	C	D	G	H	J	E	2E	2F1	2F2	O	P	T	BA
1.5	1800	56CH	6.5	6.5	12.5	3.5	0.12	0.34	0.81	2.44	4.88	3	5	7.99	6.82	NA	2.75

FLANGE							Shaft Extension, Key Set						
AH	AJ	AK	BB	BC	BD	BF	U	V	R	S	ES	N-W	
2.06	5.875	4.5	0.16	0.19	6.46	4*3/8-16	0.625	NA	0.517	0.188	1.41	1.88	

Conduit Box		Bearings		Mount
AA	AB	DE	ODE	
1.1	5.75	6203-2RZC3	6203-2RZC3	F1

**BEARING LUBRICATION:** The bearings come lubricated with Mobil Polyrex EM Polyurea Grease.

## F56CH1.5S4C


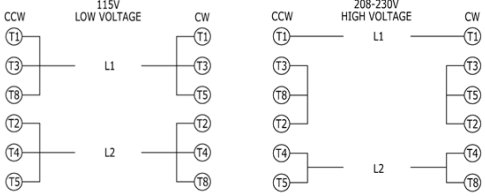
**GENERAL PURPOSE ELECTRIC MOTOR**  
**SINGLE PHASE - CAPACITOR START / CAPACITOR RUN**  
**ROLLED STEEL CONSTRUCTION**  
**TOTALLY ENCLOSED FAN COOLED**

### PERFORMANCE DATA

HP	RPM	Frame	Voltage	Frequency (Hz)	Full Load S.F.	Insulation Class	NEMA Design	Slip (%)	NEMA Code	Enclosure Type	IP Rating	Max. Ambient
1.5	1750	56CH	115/208-230V	60	1.15	F	L	2.8	J	TEFC	IP55	40°C

Amps (230V)		Efficiency (%)			Power Factor			Torque (ft-lb)			DE Bearing	ODE Bearing	Connection	Weight (lbs.)
FLA	LRA	100%	75%	50%	100%	75%	50%	FLT	LRT %	BDT %				
6.2	45.6	81.7	78.5	71.5	0.96	0.95	0.92	6.12	280	260	6203-2RZC3	6203-2RZC3	6 Lead	44

### NAME PLATE

 <b>North American Electric, Inc.</b>		<b>GENERAL PURPOSE</b>	
<b>SINGLE PHASE ELECTRIC MOTOR</b>		<b>HIGH STARTING TORQUE</b>	
		<b>TOTALLY ENCLOSED FAN COOLED</b>	
MODEL	F56CH1.5S4C	HP	1.5
FRAME	56CH	ENCL	TEFC
RPM	1750	PH	1
DESIGN	L	CODE	J
		HZ	60
		CLASS	F
		S.F.	1.15
DE BRG	6203-2RZC3	ODE BRG	6203-2RZC3
VOLT	115/208-230V	LBS	44
AMPS	12.41/6.86-6.2	DUTY	CONT
S.F. AMPS	14.21/8.11-7.09	MAX AMB	40°C
<b>SERIAL NUMBER</b>			
			
Hernando, MS <a href="http://www.naemotors.com">www.naemotors.com</a>		