

## APE215T-10-2

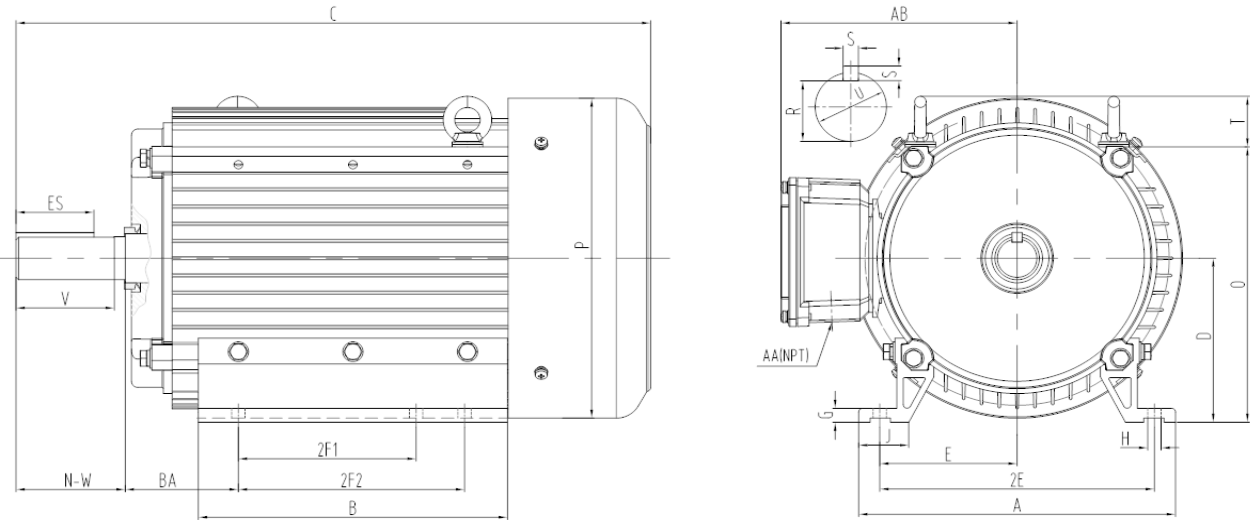
GENERAL PURPOSE ELECTRIC MOTOR

NEMA PREMIUM EFFICIENCY

TOTALLY ENCLOSED FAN COOLED

INVERTER DUTY 10:1 CT; 20:1 VT - NEMA MG1 PART 31

Factory Certified for T2B Class I, Division II, Groups A,B,C & D and Class II, Division II, Groups F & G



### DIMENSIONS

HP	RPM	Frame	MOUNTING														
			A	B	C	D	G	H	J	E	2E	2F1	2F2	O	P	T	BA
10	3600	215T	9.80	8.10	19.60	5.25	0.45	0.41	1.55	4.25	8.50	5.50	7.00	8.81	10.20	1.54	3.50

Shaft Extension, Key Set						Conduit Box		Bearings		Mount
U	V	R	S	ES	N-W	AA	AB	DE	ODE	
1.378	3.12	1.201	0.312	2.41	3.38	0.75	7.30	6208-ZZ	6208-ZZ	F1

**BEARING LUBRICATION:** The bearings come lubricated with Mobil Polyrex EM Polyurea Grease. It is recommended that you add some additional lubrication when the motor is installed.

Three options (brands) for suitable lubrication include, but are not limited to, the following:

- 1.) Mobil Polyrex EM
- 2.) Citco Polyurea MP
- 3.) Conoco Phillips Polytac EP





## APE215T-10-2

GENERAL PURPOSE ELECTRIC MOTOR

NEMA PREMIUM EFFICIENCY

TOTALLY ENCLOSED FAN COOLED

INVERTER DUTY 10:1 CT; 20:1 VT - NEMA MG1 PART 31



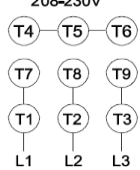
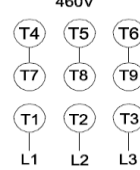



Factory Certified for T2B Class I, Division II, Groups A,B,C & D and Class II, Division II, Groups F & G

### PERFORMANCE DATA

HP	RPM	Frame	Voltage	Frequency (Hz)	Full Load S.F.	Insulation Class	NEMA Design	Slip (%)	NEMA Code	Enclosure Type	IP Rating	Max. Ambient
10	3525	215T	208-230/460	60	1.15	F	B	2.1	H	TEFC	55	40° C

Amps (460V)		Efficiency (%)				Power Factor			Torque (ft-lb)			DE Bearing	ODE Bearing	Connection	Weight (lbs.)
FLA	LRA	100%	75%	50%	Min.	100%	75%	50%	FLT	LRT %	BDT %				
11.4	81	90.2	89.0	88.5	88.5	0.92	0.89	0.83	14.9	160	290	6208-ZZ	6208-ZZ	9 Lead 2Y/Y	123

### NAME PLATE

 <b>North American Electric, Inc.</b>															<b>CONNECTION DIAGRAMS</b>  <b>208-230V</b> 				
<b>INVERTER DUTY 20:1 VT; 10:1 CT</b>																			
CAT NO: APE215T-10-2			FRAME 215T			PHASE 3				<b>460V</b> 									
HZ 60	S.F. 1.15	HZ 50	S.F. 1.0	ENCL TEFC	IP 55														
HP 10	RPM 3525	HP 10	RPM 2910	DUTY CONT	DES B														
VOLTS 208-230/460			VOLTS 190/380			AMB 40° C		INS F											
FLA 23.9-22.8/11.4		FLA 27.4/13.7		DE BEARING 6208-ZZ															
CODE H	P.F. 0.92	CODE E	P.F. 0.93	ODE BEARING 6208-ZZ															
EFF 90.2	MIN 88.5	EFF 88.2	MIN 86.5	LUB: Mobil Polyrex EM															
MOTOR WEIGHT 123 LBS		CONNECTION 9 Lead 2Y/Y			SER NO														
General purpose use on industrial machinery installed in damp, dusty or dirty environments. Hernando, Mississippi										   CC 082A									

### APPLICATIONS:

General purpose use on pumps, fans, blowers, compressors, conveyors, material handling and other industrial machinery installed in damp, dusty or dirty environments.