

PRODUCT INFORMATION PACKET

marathon[®]
Motors

Model No: 5KH39QNB810
Catalog No: H645
1/4, 1425, DP, 48, 1/50/220
Open Drip Proof (ODP)



Regal and Marathon are trademarks of Regal Beloit Corporation or one of its affiliated companies.
©2018 Regal Beloit Corporation, All Rights Reserved. MC017097E

REGAL


Nameplate Specifications

| | | | |
|------------------------|-------------------|----------------------------|-------------------|
| Output HP | 1/4 Hp | Output KW | 0.19 kW |
| Frequency | 50 Hz | Voltage | 220 V |
| Current | 3.4 A | Speed | 1425 rpm |
| Service Factor | 1 | Phase | 1 |
| Efficiency | 52.5 % | Duty | Continuous |
| Insulation Class | B | KVA Code | T |
| Frame | 48 | Enclosure | Drip Proof |
| Overload Protector | N/R | Ambient Temperature | 40 °C |
| Drive End Bearing Size | 6203 | Opp Drive End Bearing Size | 6203 |
| UL | Recognized | CSA | Yes |
| CE | N | | |

Technical Specifications

| | | | |
|-------------------|-----------------------|-----------------------|-----------------------------------|
| Electrical Type | Split Phase | Starting Method | SM |
| Poles | 4 | Rotation | Counterclockwise/Clockwise |
| Mounting | Resilient Base | Motor Orientation | ANY |
| Drive End Bearing | BALL | Opp Drive End Bearing | BALL |
| Frame Material | Rolled Steel | Overall Length | 9.57 in |
| Frame Length | 5.79 in | Shaft Diameter | 0.5 in |
| Shaft Extension | 1.5 in | | |
| Outline Drawing | 52A103001P8 | Connection Diagram | 52A105377AA |

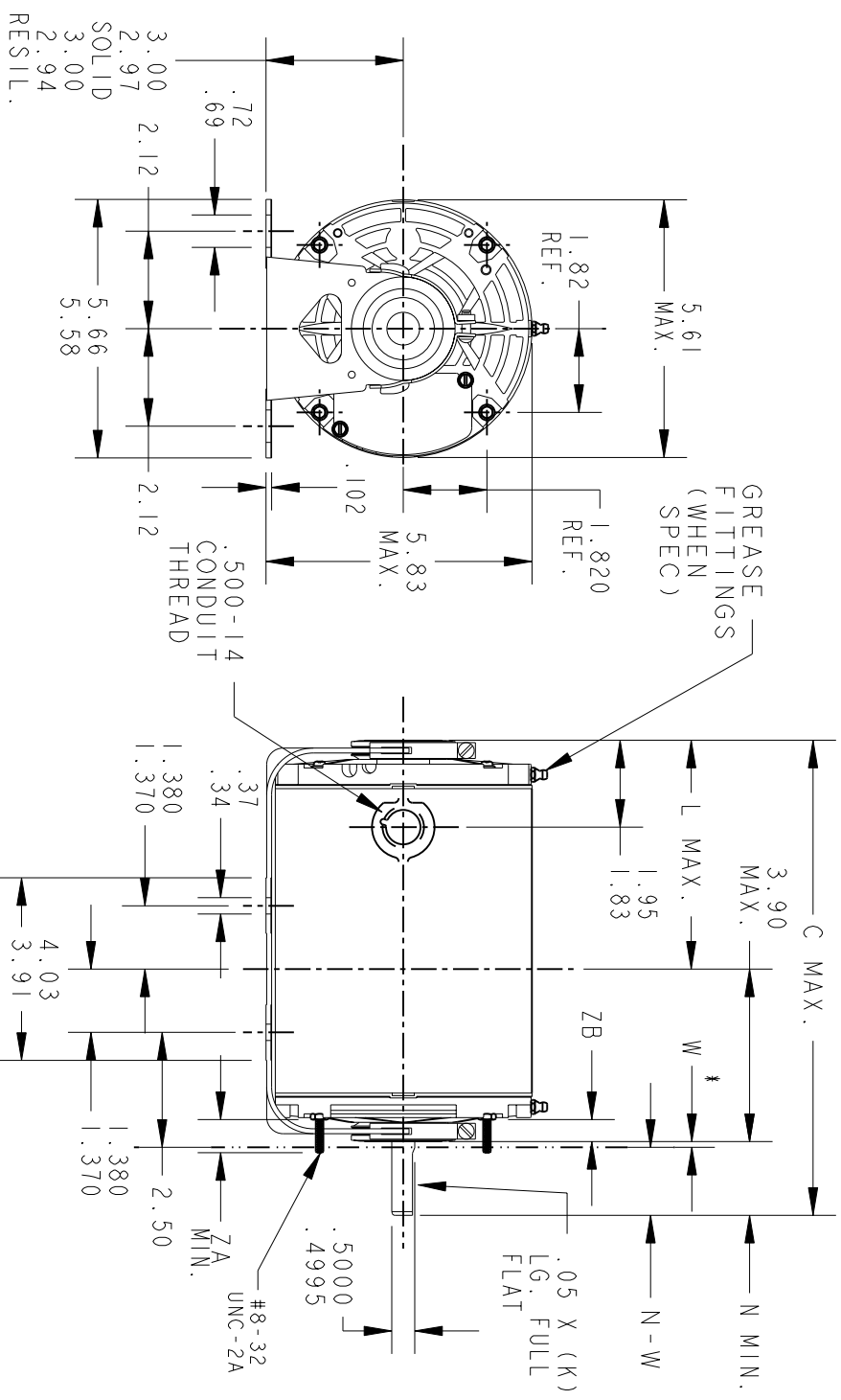
This is an uncontrolled document once printed or downloaded and is subject to change without notice. Date Created: 10/08/2018



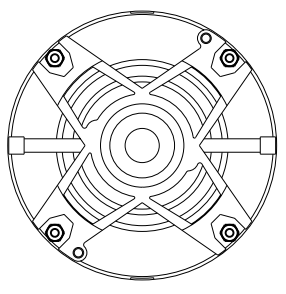
THIRD ANGLE PROJECTION

| REVISIONS | | APPROVED | |
|-----------|---------------------------------|----------|-----------|
| REV. | DESCRIPTION | DATE | APPROVED |
| 6 | ADDED PART #8. | 09/07/95 | M.D.PAPE |
| 7 | CHG TO RBC FORMAT PER ISO5-1777 | 01/09/06 | PRAVEEN.K |

* IS A CLEARANCE DUE TO VARIATION IN PARTS AND ASSEMBLY.




| P | TYPE | GE SIZE | NEMA FR | C | K | L | N | N - W | ZB | ZA |
|---|------|---------|---------|-------|------|------|------|-----------|----------|------|
| 8 | KH | 35 | 48 | 9.57 | 1.16 | 4.22 | 1.50 | 1.63/1.41 | .55/ .52 | .62 |
| 7 | KH | 33 | 48 | 9.18 | 1.16 | 3.84 | 1.50 | 1.63/1.41 | .55/ .52 | 1.03 |
| 6 | KH | 32 | 48 | 8.93 | 1.16 | 3.59 | 1.50 | 1.63/1.41 | .55/ .52 | 1.03 |
| 5 | KH | 37 | 48 | 10.40 | 1.16 | 5.05 | 1.50 | 1.63/1.41 | .55/ .52 | .57 |
| 4 | KH | 32 | 48 | 8.94 | 1.16 | 3.59 | 1.50 | 1.63/1.41 | .55/ .52 | .28 |
| 3 | KH | 33 | 48Z | 10.19 | 2.16 | 3.84 | 2.50 | 2.63/2.41 | .55/ .52 | .62 |
| 2 | KH | 36 | 48Z | 11.00 | 2.16 | 4.65 | 2.50 | 2.63/2.41 | .55/ .52 | .62 |
| 1 | KH | 32 | 48Z | 9.94 | 2.16 | 3.59 | 2.50 | 2.63/2.41 | .55/ .52 | .62 |



VIEW SHOWING P.E. VENTILATION OPENINGS

| SIGNATURES | DATE |
|----------------|-----------------|
| MODEL P.B.L.L. | 09/07/78 |
| DETAIL | |
| CHECKED | |
| ENGRG | |
| MFG | |
| QUALITY | |
| ISSUED | B.L.J. 02/22/91 |




OUTLINE

FORM N - GENERAL PURPOSE MOTOR - DRIP PROOF
SOLID OR RESIL. BASE - BALL OR SLEEVE BEARING F.M.F: SKH32EN210X

| FOR ADDITIONAL INFO REFER TO: |
|-------------------------------|
| APPLIED PRACTICES |
| DIMENSIONS ARE IN INCHES |
| MATERIAL |

| | |
|--------------|------------|
| SCALE: 0.250 | REF. No: . |
| SIZE A | REV 7 |
| SHEET 1 of 1 | |

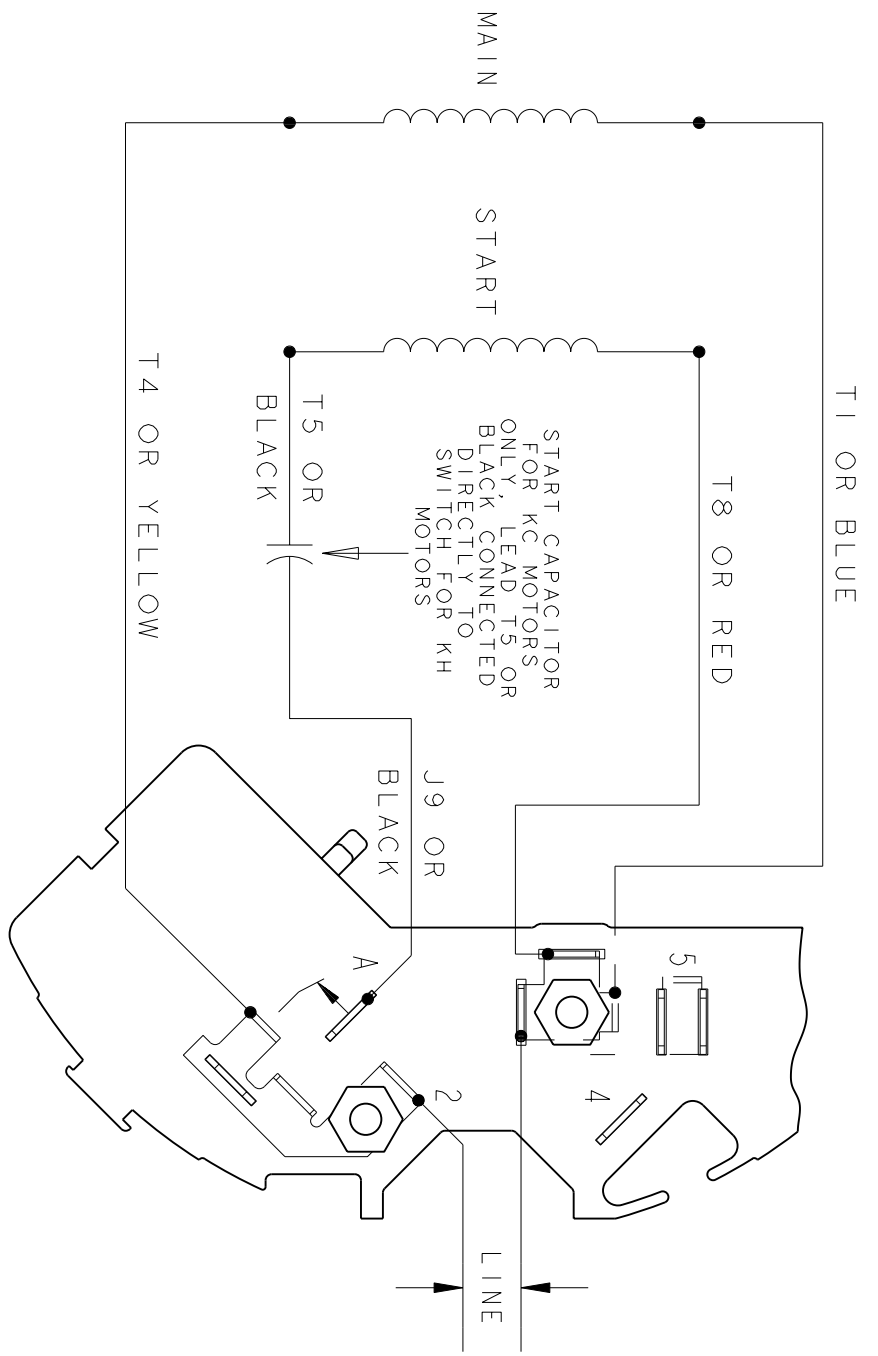


THIRD ANGLE PROJECTION

REVISIONS

| REV. | DESCRIPTION | DATE | APPROVED |
|------|----------------|----------|----------|
| 1 | UPDATED FORMAT | 11/10/05 | MAM |

EITHER ROTATION - SINGLE VOLTAGE
TYPE KC, OR KH



NOTE #1 - TO REVERSE ROTATION INTERCHANGE BLACK (T5-KH OR J9-KC) AND RED (T8) LEADS.

NOTE #2 - WHEN MORE THAN ONE CAPACITOR IS USED CONNECT IN PARALLEL.

| | | | |
|--------------------------|------------|-------------------------------|--|
| REF. DIAG. - 121A850 | | SWITCH (C) - 115D958AB | |
| SIGNATURES | | CONNECTION LABEL - 52X332047 | |
| MODEL | M.D. PAPER | REGAL-BELOIT CORPORATION | |
| DETAIL | DATE | REGAL-BELOIT CORPORATION | |
| CHECKED | | CONNECTION DIAGRAM | |
| ENGRG | | FME: 30 FRAME SWITCH REDESIGN | |
| MFG | | 52A105377AA | |
| QUALITY | | REV 1 | |
| ISSUED | M.D.P. | SCALE: 1.000 REF. No: . | |
| APPLIED PRACTICES | DATE | SHEET 1 of 1 | |
| DIMENSIONS ARE IN INCHES | | | |
| MATERIAL | | | |