

PRODUCT INFORMATION PACKET

marathon[®]
Motors

Model No: 5KCR49PN0077U
Catalog No: C1293
3/4,1725/1425,TEFC,56NY,1/60/115/208-230
Auger Drive



Regal and Marathon are trademarks of Regal Beloit Corporation or one of its affiliated companies.
©2018 Regal Beloit Corporation, All Rights Reserved. MC017097E

REGAL[®]


Nameplate Specifications

Output HP	0.75 Hp	Output KW	0.56 kW
Frequency	60 Hz	Voltage	115/208-230 V
Current	8.4,4.5-4.2 A	Speed	1725 rpm
Service Factor	1.25	Phase	1
Efficiency	72 %	Duty	Continuous
Insulation Class	B	KVA Code	M
Frame	56NY	Enclosure	Totally Enclosed Fan Cooled
Overload Protector	MAN	Ambient Temperature	40 °C
Drive End Bearing Size	6203	Opp Drive End Bearing Size	6203
UL	Recognized	CSA	Yes
CE	N		

Technical Specifications

Electrical Type	Capacitor Start Capacitor Run(CSCR)	Starting Method	SM
Poles	4	Rotation	Counterclockwise/Clockwise
Mounting	Round	Motor Orientation	Any
Drive End Bearing	BALL	Opp Drive End Bearing	BALL
Frame Material	Rolled Steel	Overall Length	13.13 in
Frame Length	7.68 in	Shaft Diameter	0.500 in
Shaft Extension	1.81 in		
Outline Drawing	52A107767P1	Connection Diagram	52A105383BA

This is an uncontrolled document once printed or downloaded and is subject to change without notice. Date Created: 06/29/2018

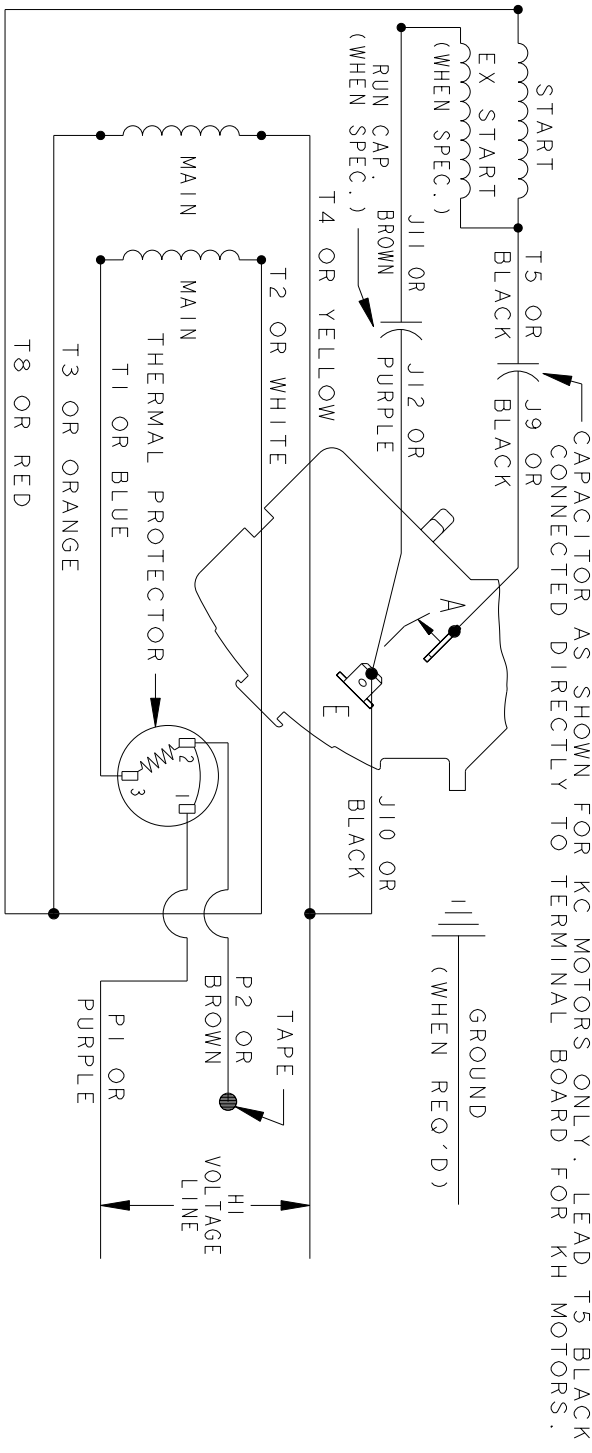
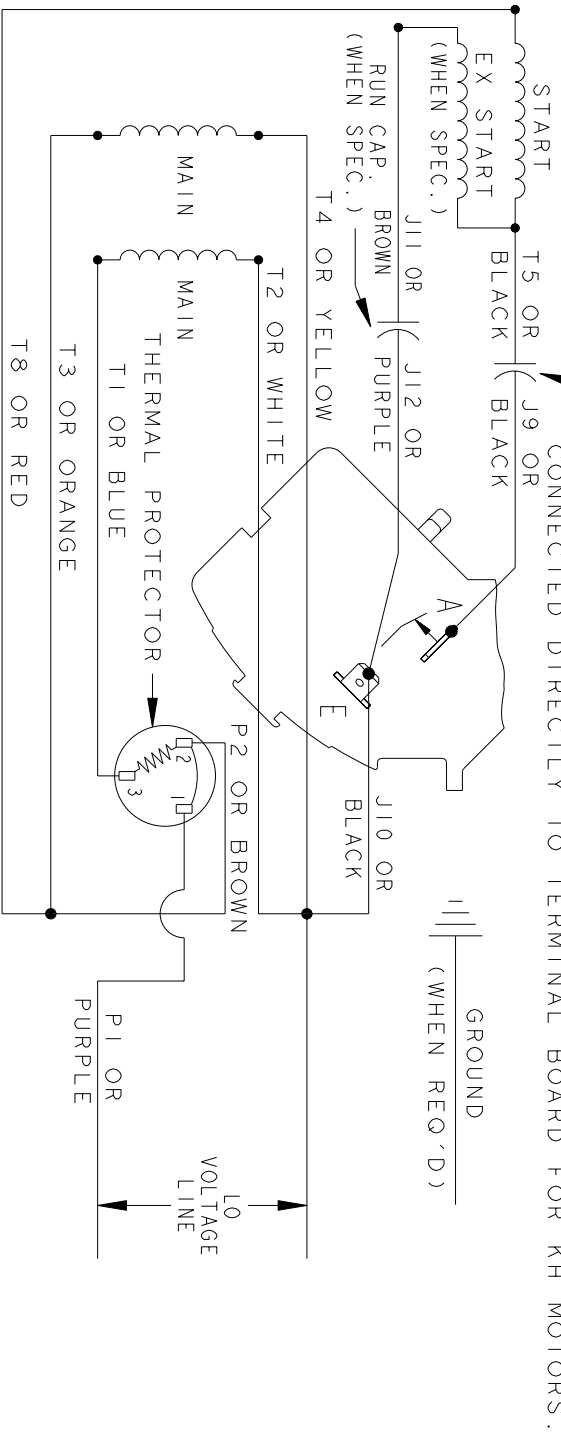


REVISIONS

REV.	DESCRIPTION	DATE	APPROVED
7	UPDATED FORMAT	01/05/06	MAM

TYPE KC, CCW/CW ROTATION - DUAL VOLTAGE

CCW/CW ROTATION - DUAL VOLTAGE
 CAPACITOR AS SHOWN FOR KC MOTORS ONLY. LEAD T5 BLACK CONNECTED DIRECTLY TO TERMINAL BOARD FOR KH MOTORS.



NOTE#1 - TO REVERSE ROTATION, INTERCHANGE T8 RED AND J10 BLACK LEADS.
 NOTE#2 - WHEN MORE THAN ONE CAPACITOR IS USED, CONNECT IN PARALLEL.
 NOTE#3 - 115D958ABP5 - HIGH CURRENT CONTACTS.

SWITCH (C) - 115D958ABP5, SWITCH (H) - 115D958AA (USE 115D958DA FOR EP)

REF. DIAG. - 113A327, 119A9352 & 52A102102 CONNECTION LABEL - 52X332912

SIGNATURES		DATE
MODEL	M.D.P.	06/29/87
DETAIL		
CHECKED		
ENGRG		
MFG		
QUALITY		
ISSUED	M.D.P.	12/11/97
FOR ADDITIONAL INFO REFER TO:		
APPLIED PRACTICES		
DIMENSIONS ARE IN INCHES		
MATERIAL	SOLID MODEL: 52A105383BA	



REGAL-BELOTT CORPORATION

CONNECTION DIAGRAM

FME: 30 FRAME SWITCH REDESIGN

52A105383BA

SCALE: 1.000 REF. No.: SHEET 1 of 1