

PRODUCT INFORMATION PACKET

marathon®
Motors

Model No: 048S17D2107
Catalog No: B206
1/4,1725,DP,48Y,1/60/115
Fan and Blower



Regal and Marathon are trademarks of Regal Beloit Corporation or one of its affiliated companies.

©2018 Regal Beloit Corporation, All Rights Reserved. MC017097E

REGAL

Nameplate Specifications

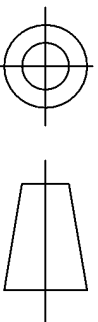
Output HP	0.25 Hp	Output KW	0.19 kW
Frequency	60 Hz	Voltage	115 V
Current	5.0 A	Speed	1725 rpm
Service Factor	1.35	Phase	1
Efficiency	58 %	Duty	Continuous
Insulation Class	B	Design Code	NO DESIGN CODE
KVA Code	P	Frame	48Z
Enclosure	Drip Proof	Overload Protector	Automatic
Ambient Temperature	40 °C	Drive End Bearing Size	6203
Opp Drive End Bearing Size	6203	UL	Recognized
CSA	Y	CE	Y
IP Code	22		

Technical Specifications

Electrical Type	Split Phase	Starting Method	Across The Line
Poles	4	Rotation	Selective Counterclockwise
Mounting	Resilient Base	Motor Orientation	Horizontal
Drive End Bearing	Ball	Opp Drive End Bearing	Ball
Frame Material	Rolled Steel	Shaft Type	Single Special Extension
Overall Length	9.62 in	Shaft Diameter	0.500 in
Shaft Extension	2.01 in	Assembly/Box Mounting	F1 Only
Outline Drawing	52A111269P1	Connection Diagram	52A105379AA

This is an uncontrolled document once printed or downloaded and is subject to change without notice. Date Created: 10/08/2018

THIRD ANGLE PROJECTION

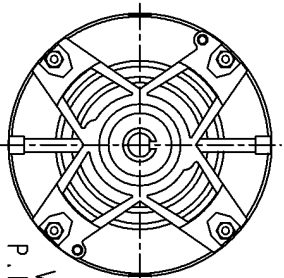
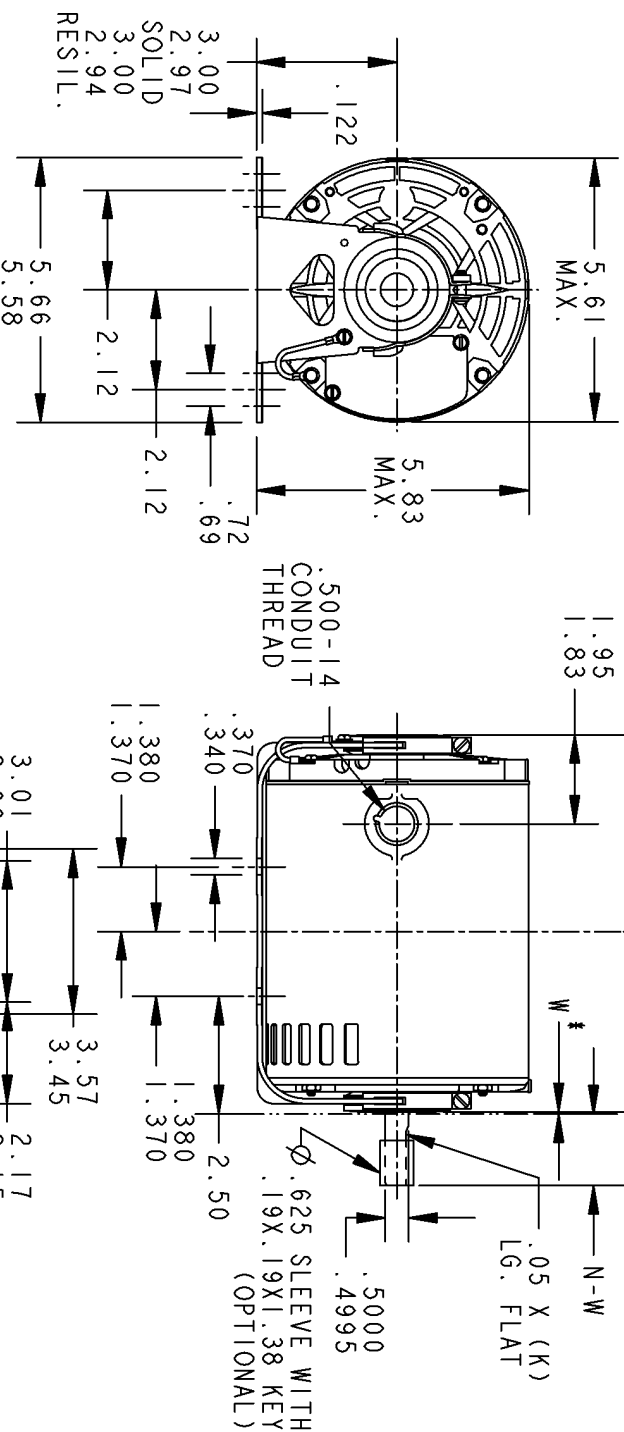
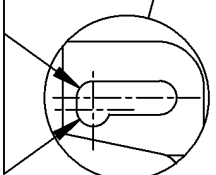
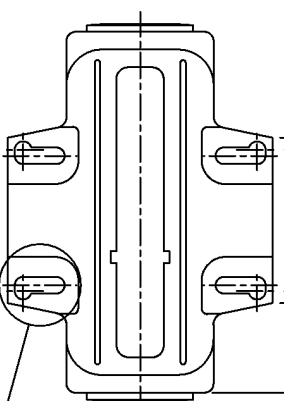


REVISIONS

REV.	DESCRIPTION	DATE	APPROVED
3	ADDED BASE PER IS05-3105	12/01/05	RAJUMAR
4	CHG SHELL VENTS FOR ONLY BOTTOM HALF PER IS07-0974	05/09/07	MADHU

SHEET
—REV
4**52A111269**

DRAWING NO.

SIZE
AVIEW SHOWING
P.E. VENTILATION
OPENINGSW* IS A CLEARANCE DUE
TO VARIATION IN PARTS
AND ASSEMBLY.

I	K	KH	33	48Y	9.62	1.62	3.96	1.88	2.01/1.79
P	TYPE	RBC SIZE	NEMA FR	C	K	L	N	N - W	

SIGNATURES

DATE



REGAL-BELOIT CORPORATION

TITLE

OUTLINE

FORM N - GENERAL PURPOSE MOTOR - DRIP PROOF - SOLID OR RESL.
BASE - BALL OR SLEEVE BEARING - SPECIAL MOUNTING HOLES IN BASE

SIZE DRAWING

A

52A111269REV
4FOR ADDITIONAL INFO REFER TO:
APPLIED PRACTICES
DIMENSIONS ARE IN INCHES ✓

QUALITY

ISSUED

DURGA

12/16/04

MFG

ENGNG

CHECKED

.

.

.

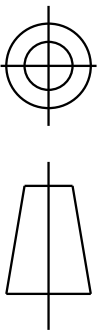
MATERIAL

SOLID MODEL: 52A111269

SCALE: 0.003

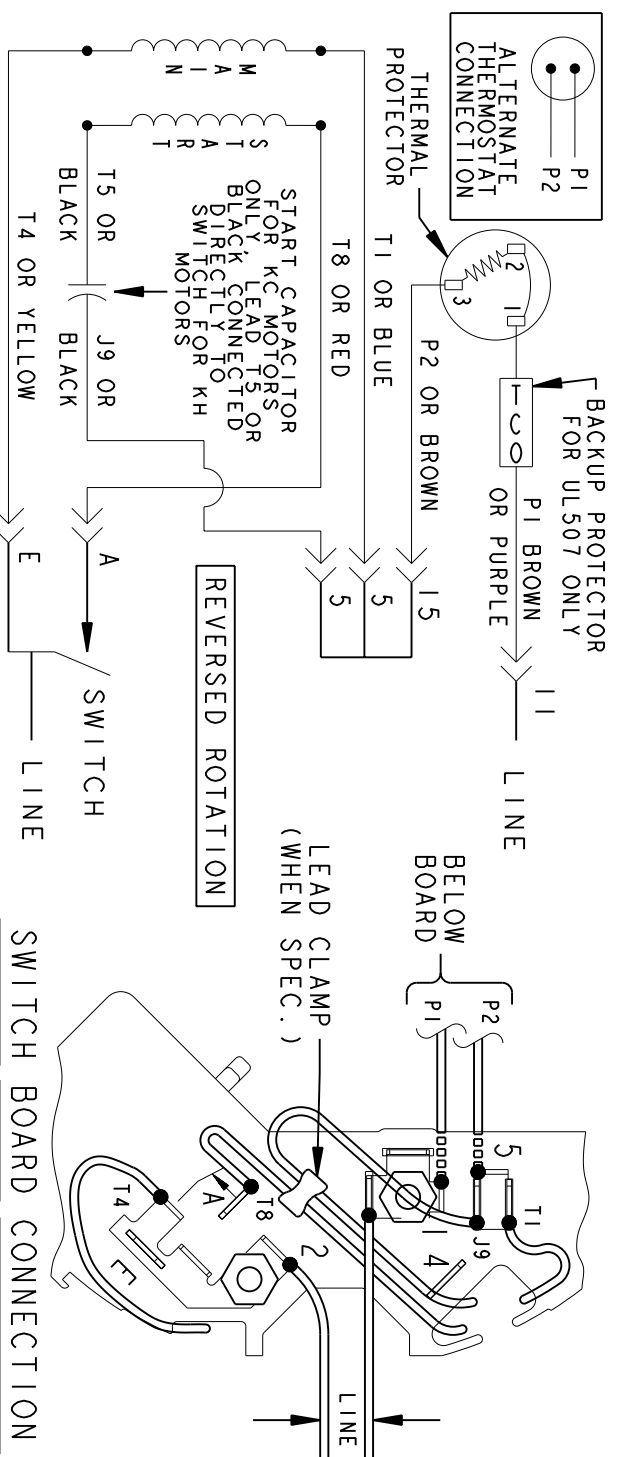
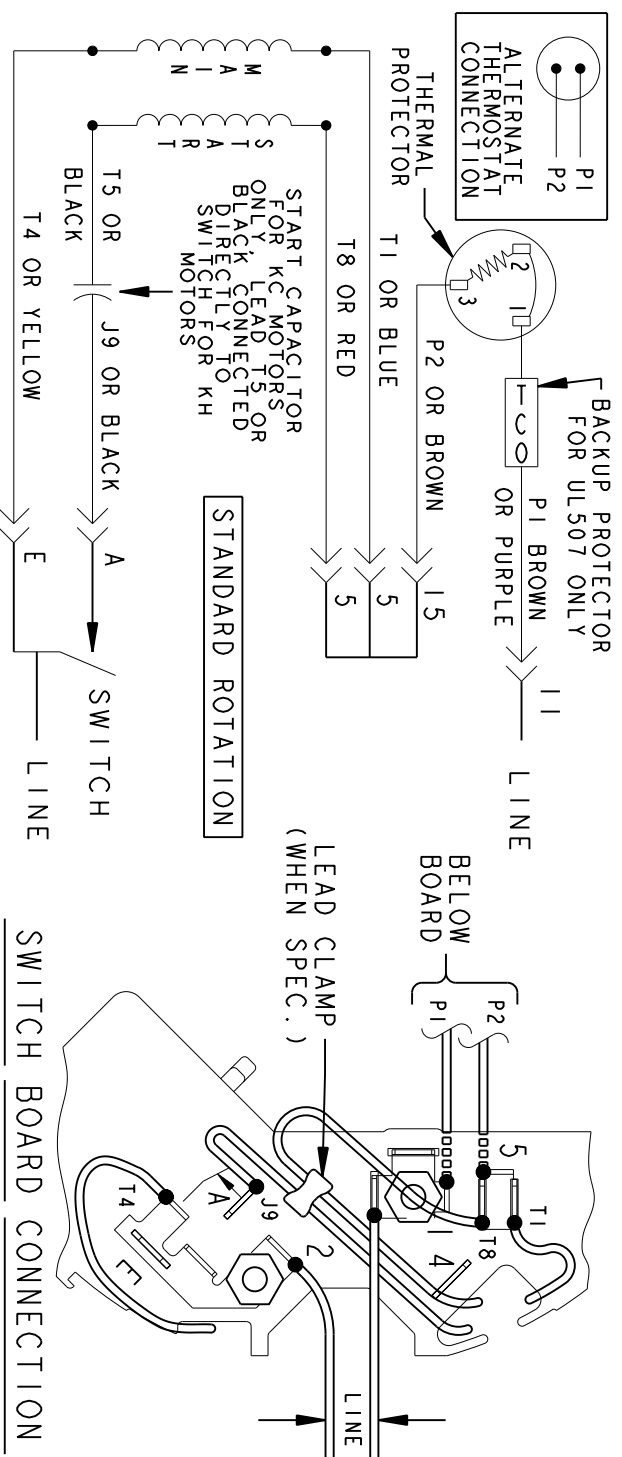
REF. No: .

SHEET 1 OF 1



REVISIONS			
REV.	DESCRIPTION	DATE	APPROVED
6	UPDATED FORMAT	12/01/05	MAM

EITHER ROTATION-SINGLE VOLTAGE-TYPE KC OR KH-WITH THERMAL PROTECTOR



NOTE #1 - TO REVERSE ROTATION INTERCHANGE RED (T8) AND BLACK (J9-KC OR T5-KH) LEADS.
NOTE #2 - WHEN MORE THAN ONE CAPACITOR IS USED CONNECT IN PARALLEL.

SWITCH (C) - 115D958AB

REF. DIAG. - 121A851

CONN. LABEL - 52X332048

		SIGNATURES		DATE
		MODEL	M.D. PARE	06/29/87
		DETAIL	.	.
		CHECKED	.	.
		ENG66	.	.
		MF6	.	.
FOR ADDITIONAL INFO REFER TO:		QUALITY	.	.
APPLIED PRACTICES		ISSUED	M.D.P.	03/08/00
DIMENSIONS ARE IN INCHES				
MATERIAL		SOL ID MODEL : 52A105379AA		



REGAL-BELOIT CORPORATION

TITLE	CONNECTION DIAGRAM

FMF - 30 FR SWITCH REDESIGN

52A105379AA

REV 6

SIZE	DRAWING
A	

SCALE: 1.00

REF. No:

T | of |