

PRODUCT INFORMATION PACKET

marathon[®]
Motors

Model No: 048A17O123
Catalog No: X475
1/6,1625,OPEN,48Y,1/60/230
Direct Drive



Regal and Marathon are trademarks of Regal Beloit Corporation or one of its affiliated companies.
©2018 Regal Beloit Corporation, All Rights Reserved. MC017097E

REGAL[®]



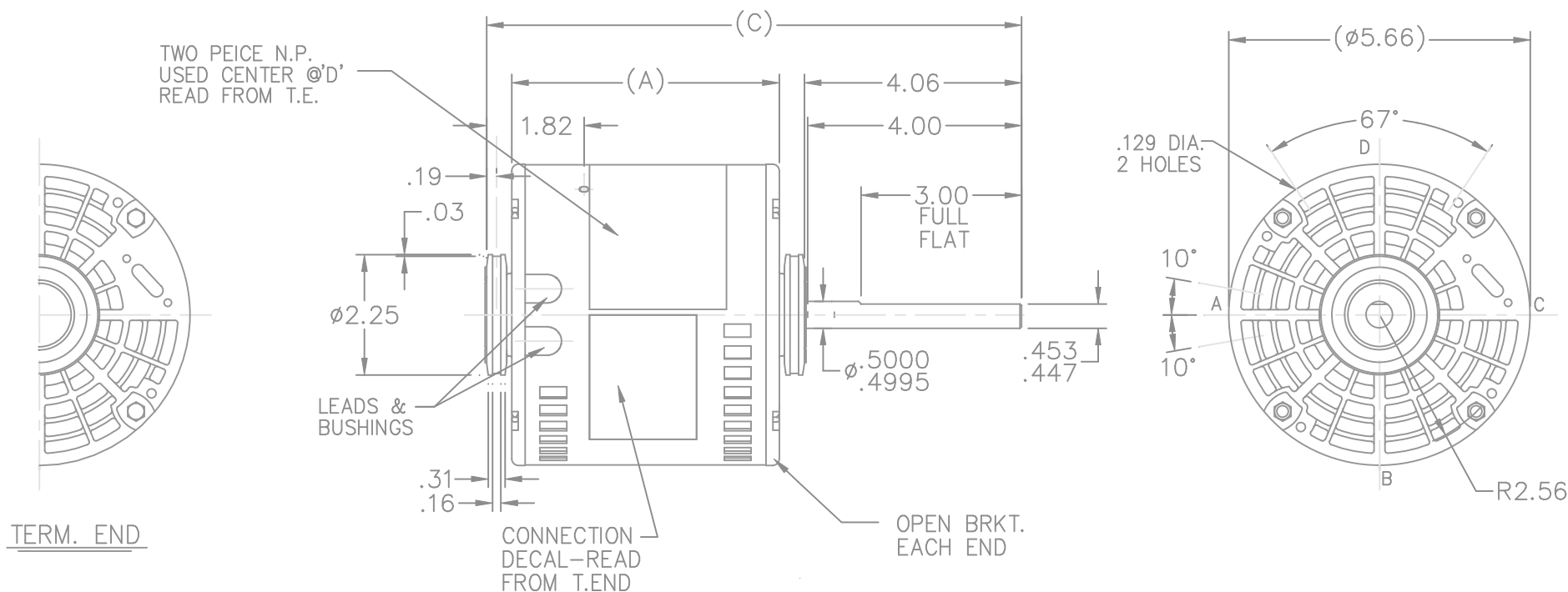
Nameplate Specifications

Output HP	0.17 Hp	Output KW	0.13 kW
Frequency	60 Hz	Voltage	230 V
Current	1.3 A	Speed	1550 rpm
Service Factor	1	Phase	1
Efficiency	59.5 %	Duty	Continuous
Insulation Class	A	Design Code	NO DESIGN CODE
KVA Code	B	Frame	48Y
Enclosure	Open Air Over	Overload Protector	Auto Lock Rotor Only
Ambient Temperature	40 °C	Drive End Bearing Size	6203
Opp Drive End Bearing Size	6203	UL	Recognized
CSA	Y	CE	N
IP Code	10		

Technical Specifications

Electrical Type	Permanent Split Capacitor	Starting Method	Across The Line
Poles	4	Rotation	Selective Counterclockwise
Mounting	Resilient Rings	Motor Orientation	Horizontal
Drive End Bearing	Ball	Opp Drive End Bearing	Ball
Frame Material	Rolled Steel	Shaft Type	Single Special Extension
Overall Length	9 in	Frame Length	3.50 in
Shaft Diameter	0.500 in	Shaft Extension	4.06 in
Assembly/Box Mounting	F1 Only		
Outline Drawing	A-SS403801-350	Connection Diagram	6906495

This is an uncontrolled document once printed or downloaded and is subject to change without notice. Date Created: 06/29/2018



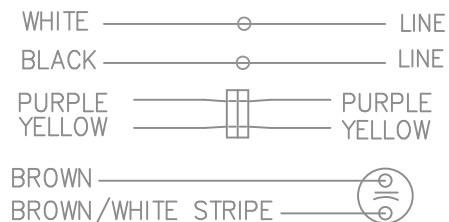
LEAD DESCRIPTION:

1 BLACK AND 1 WHITE LEAD WITH .50 BARE WIRE STRIP. 36.00 TO 38.00 LONG.

2 BROWN LEADS WITH .25 FLAG-TYPE QUICK CONNECTS 36.00 TO 38.00 LONG

WHITE MARKED LEAD IS COMMON TO WHITE. REVERSING LEADS ARE MOLDED INTO MATING PULL APART PLUGS. 1 YELLOW & 1 PURPLE LEAD PER PLUG. 4.00 TO 6.00 LONG.

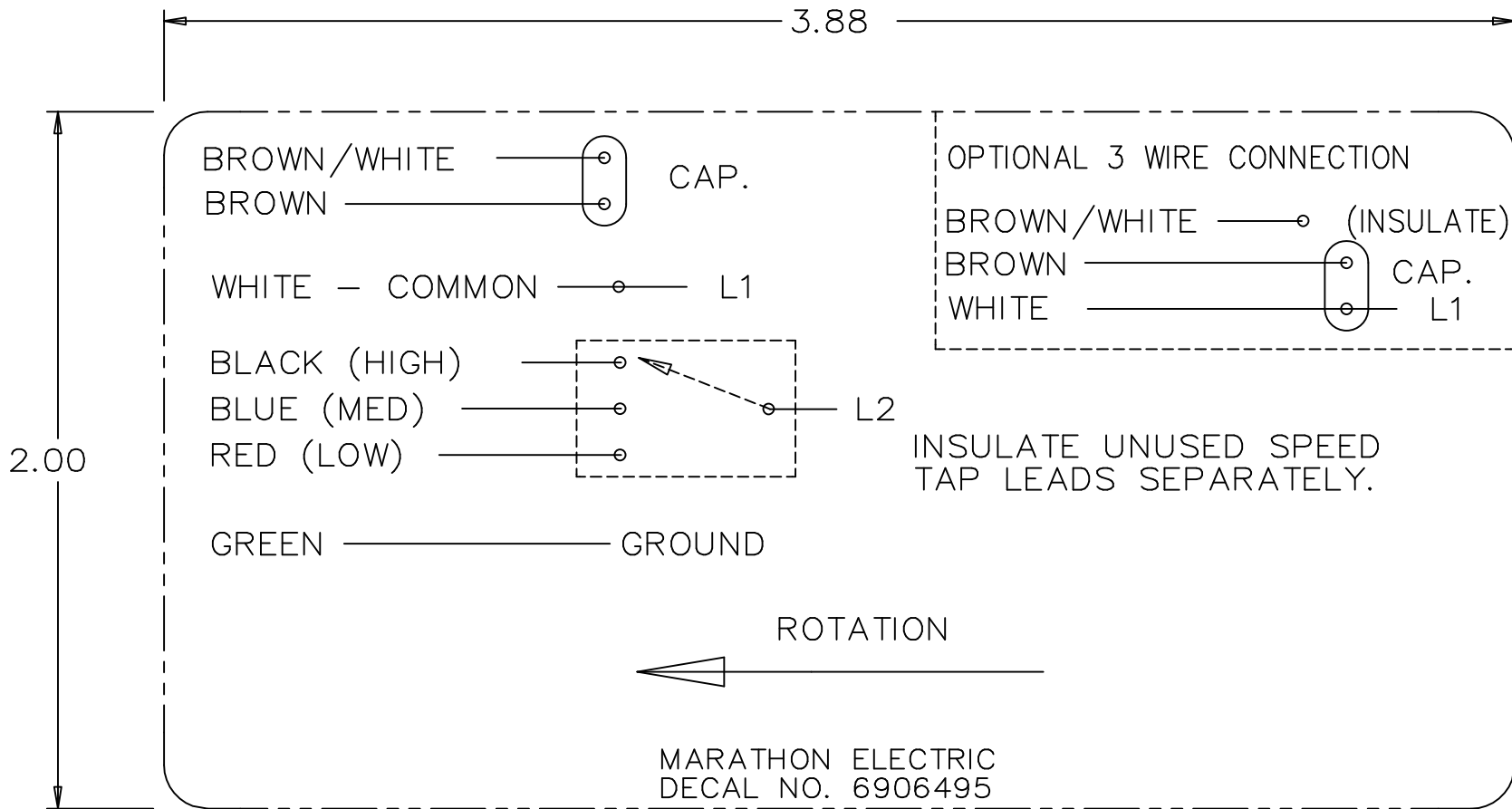
CW ROTATION - SHAFT END SHOWN TO REVERSE, CONNECT PURPLE TO YELLOW, AND YELLOW TO PURPLE



DASH	FR.	C	A
350	48Y	9.00	4.00
375	48Y	9.25	4.25
400	48Y	9.50	4.50
425	48Y	9.75	4.75
475	48Y	10.25	5.25

				TOLERANCES UNLESS SPECIFIED		 MARATHON ELECTRIC	DRAWN RP 01-07-2009				
				DEC.	INCHES		CHK SP 01-07-2009				
				.X	±.1		APPD NB 01-07-2009				
				.XX	±.02		SCALE 3=9				
				.XXX	±.005		REF SS403417				
				.XXX	±.0005	FMF 07-2426					
				.XXXX	±.0005	PREV					
NO.	REVISION	BY & DATE	CHK	ANG	±7'30"	MAT'L.	FINISH				
				RFP	01-07-2009	CAD FILE SS403801		SIZE A	DRAWING NO. SS403801	PAGE 1 OF 1	REV.
				DIST	WP						

THIS DRAWING IN DESIGN AND DETAIL IS OUR PROPERTY AND MUST NOT BE USED EXCEPT IN CONNECTION WITH OUR WORK ALL RIGHTS OF DESIGN AND INVENTION ARE RESERVED THIS IS AN ELECTRONICALLY GENERATED DOCUMENT - DO NOT SCALE THIS PRINT



				TOLERANCES UNLESS SPECIFIED		REGAL-BELOIT <i>Motor Technologies</i>	DRAWN MRB 04-16-1998		
				DEC.	INCHES		CHK	ML 04-22-1998	
				.X	±.1	TITLE CONNECTION DECAL	APPD	GK 04-22-1998	
3	REMOVED 'MARATHON ELECTRIC' CN 35106	DRS 05-01-2002	TOM	.XX	±		SCALE	1=1	
2	PART NAME WAS CONNECTION DIAGRAM CN 25669	MRB 04-23-1998		.XXX	±.005		REF		
1	NEW DRAWING CN 25669	MRB 04-22-1998		.XXXX	±.0005	MAT'L.	FMF		
NO.	REVISION	BY & DATE	CHK	ANG	±	FINISH	PREV		
THIS DRAWING IN DESIGN AND DETAIL IS OUR PROPERTY AND MUST NOT BE USED EXCEPT IN CONNECTION WITH OUR WORK ALL RIGHTS OF DESIGN AND INVENTION ARE RESERVED THIS IS AN ELECTRONICALLY GENERATED DOCUMENT - DO NOT SCALE THIS PRINT			RFP	CAD FILE 6906495			SIZE	DRAWING NO. PAGE OF	REV.
			DIST	WP			A	6906495	3

```
ERROR: syntaxerror  
OFFENDING COMMAND: --nostringval--
```

```
STACK :
```

```
/RS  
-dictionary-  
/Pscript_WinNT_Compact  
-dictionary-
```

CERTIFICATION DATA SHEET

Model#: 48A170123 E WINDING#: PE484199 NONE 2
 CONN. DIAGRAM: 6906495 ASSEMBLY: F1 ONLY
 OUTLINE: A-SS403801-350

TYPICAL MOTOR PERFORMANCE DATA

HP	KW	SYNC. RPM	F.L. RPM	FRAME	ENCLOSURE	KVA CODE	DESIGN
1/6	0.13	1800	1550	48Y	OPAO	B	NO DESIGN CODE

PH	Hz	VOLTS	FL AMPS	START TYPE	DUTY	INSL	S.F	AMB°C	ELEVATION
1	60	230	1.3	ACROSS THE LINE	CONTINUOUS	A	1.0	40	3300

FULL LOAD EFF: 59.5	3/4 LOAD EFF: -	1/2 LOAD EFF: -	GTD. EFF	ELEC. TYPE	NO LOAD AMPS
			-	PSC 1 SPEED	.7

F.L. TORQUE	LOCKED ROTOR AMPS	L.R. TORQUE	B.D. TORQUE	F.L. RISE°C
8.14 LB-FT	2.4	5.5 LB-FT -	13.6 LB-FT -	-

SOUND PRESSURE @ 3 FT.	SOUND POWER	ROTOR WK^2	MAX. WK^2	SAFE STALL TIME	STARTS /HOUR	APPROX. MOTOR WGT
- dBA	- dBA	- LB-FT^2	- LB-FT^2	- SEC.	-	- LBS.

*** SUPPLEMENTAL INFORMATION ***

DE BRACKET TYPE	ODE BRACKET TYPE	MOUNT TYPE	ORIENTATION	SEVERE DUTY	HAZARDOUS LOCATION	DRIP COVER	SCREENS	PAINT
STANDARD	STANDARD	RESILIENT RINGS	HORIZONTAL	FALSE	NONE	FALSE	NONE	GRAY (POWDER)

BEARINGS		GREASE	SHAFT TYPE	SPECIAL DE	SPECIAL ODE	SHAFT MATERIAL	FRAME MATERIAL
DE	OPE	BEACON 325	SGL SPL EXT	0.500 x 4.00 IN SEF WITH 3.00 IN FULL FLAT	NONE	1144 STRESSPROOF (C-223)	ROLLED STEEL
BALL	BALL						
6203	6203						

THERMO-PROTECTORS				THERMISTORS	CONTROL	SPACE /n HEATERS
THERMOSTATS	PROTECTORS	WDG RTDs	BRG RTDs			
NONE	AUT LCK RTR ONLY	NONE	NONE	NONE	FALSE	NONE VOLTS

If Inverter equals NONE, contact factory for further information

INVERTER TORQUE: NONE
INV. HP SPEED RANGE: NONE
ENCODER: NONE
NONE NONE
NONE NONE PPR
BRAKE: NONE NONE
NONE P/N NONE
NONE NONE
NONE FT-LB NONE V NONE Hz

*
N
O
T
E
S
*

DATE: 06/28/2017 12:53:15 AM
 FORM 3531 REV.3 02/07/99
 ** Subject to change without notice.