

# PRODUCT INFORMATION PACKET



Model No: CM34D25NZ78A

Catalog No: M1135146.00

PE350...29:1.83RPM.155LBIN.1/4HP.34...DC GEARMOTORS SUB-FHP.180V..TENV.CM34D25NZ78A  
PE350 Series



Regal and Leeson are trademarks of Regal Beloit Corporation or one of its affiliated companies.

©2018 Regal Beloit Corporation, All Rights Reserved. MC017097E





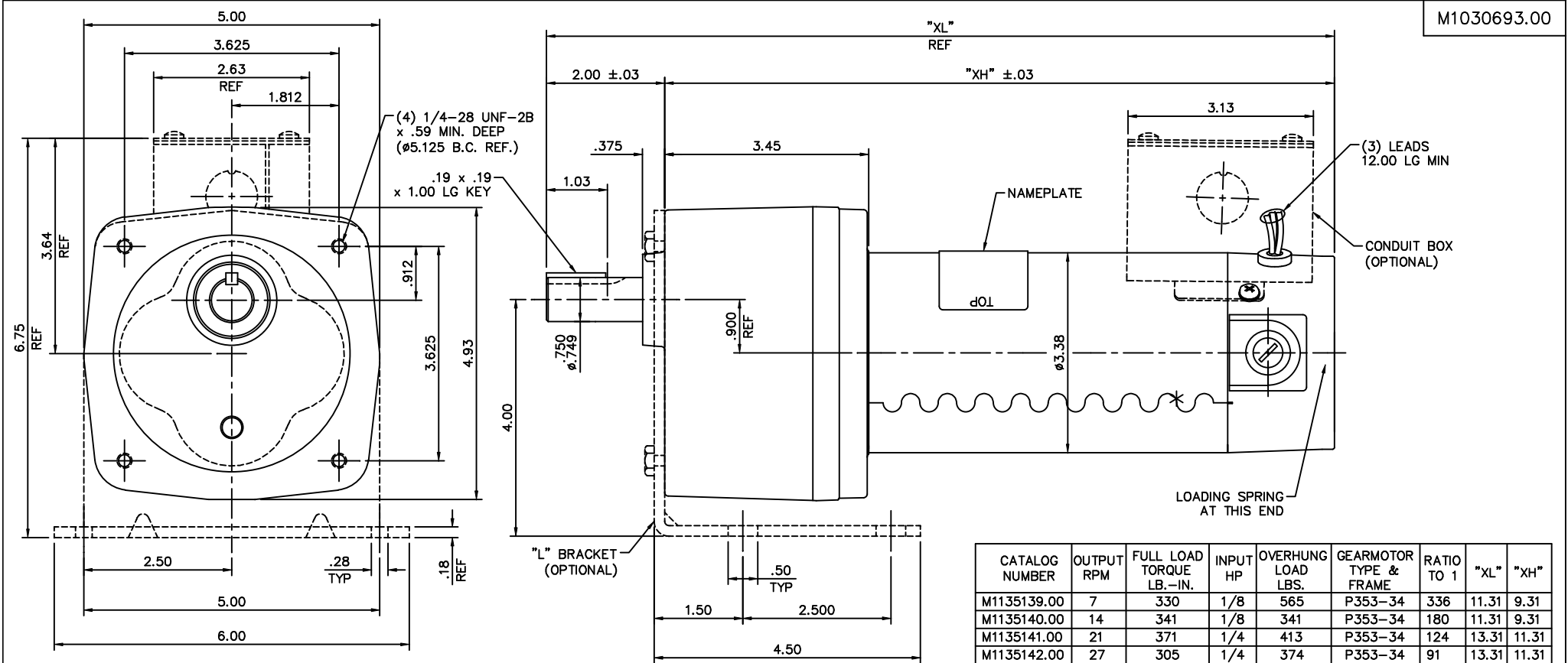
### Nameplate Specifications

Output HP	<b>0.25 Hp</b>	Output KW	<b>0.19 kW</b>
Voltage	<b>180 V</b>	Current	<b>1.2 A</b>
Speed	<b>83 rpm</b>	Service Factor	<b>1</b>
Efficiency	<b>65.7 %</b>	Duty	<b>Continuous</b>
Insulation Class	<b>F</b>	Frame	<b>34</b>
Enclosure	<b>Totally Enclosed Non Ventilated</b>	Overload Protector	<b>No</b>
Ambient Temperature	<b>40 °C</b>	Drive End Bearing Size	<b>6201</b>
Opp Drive End Bearing Size	<b>608</b>	UL	<b>Recognized</b>
CSA	<b>Y</b>	CE	<b>Y</b>

### Technical Specifications

Rotation	<b>Reversible</b>	Mounting	<b>Special</b>
Shaft Type	<b>Parallel</b>	Overall Length	<b>13.31 in</b>
Frame Length	<b>6.06 in</b>	Shaft Diameter	<b>0.750 in</b>
Shaft Extension	<b>1.625 in</b>		
Outline Drawing	<b>M1030693-M1135146</b>	Connection Diagram	<b>M100512401</b>

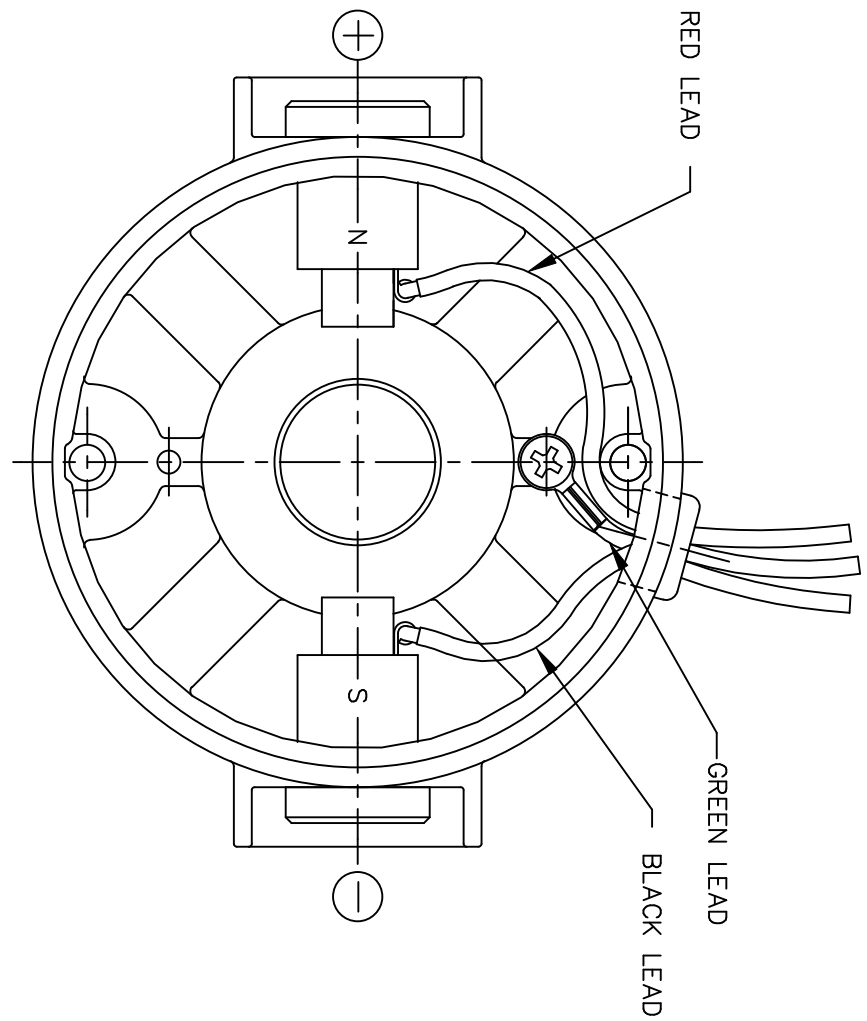
This is an uncontrolled document once printed or downloaded and is subject to change without notice. Date Created: 10/15/2018



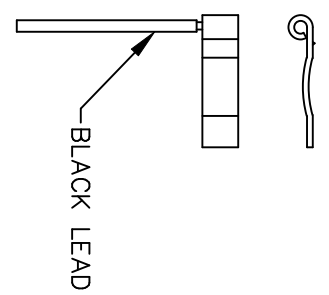
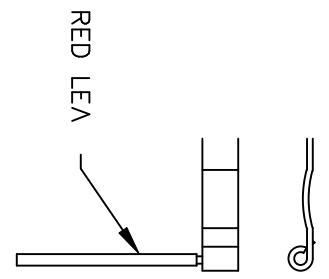
CATALOG NUMBER	OUTPUT RPM	FULL LOAD TORQUE LB.-IN.	INPUT HP	OVERHUNG LOAD LBS.	GEARMOTOR TYPE & FRAME	RATIO TO 1	"XL"	"XH"
M1135139.00	7	330	1/8	565	P353-34	336	11.31	9.31
M1135140.00	14	341	1/8	341	P353-34	180	11.31	9.31
M1135141.00	21	371	1/4	413	P353-34	124	13.31	11.31
M1135142.00	27	305	1/4	374	P353-34	91	13.31	11.31
M1135143.00	42	280	1/4	327	P353-34	58	13.31	11.31
M1135144.00	50	250	1/4	315	P353-34	50	13.31	11.31
M1135145.00	62	220	1/4	303	P353-34	43	13.31	11.31
M1135146.00	83	155	1/4	267	P352-34	29	13.31	11.31
M1135147.00	125	100	1/4	256	P352-34	22.67	13.31	11.31
M1135148.00	165	70	1/4	232	P352-34	15	13.31	11.31
M1135149.00	250	45	1/4	201	P352-34	10.6	13.31	11.31
M1135150.00	500	25	1/4	194	P352-34	5.44	13.31	11.31

		TOLERANCES UNLESS SPECIFIED		<b>LEESON</b>	ELECTRIC MOTORS GEARMOTORS AND DRIVES	DRAWN	SAD 02/04/99		
		DEC.	INCHES			CHK			
		.X	±.1	TITLE		APPD	SCALE		
		.XX	±.03	OUTLINE - 34 FRAME D.C. PE350 GEARBOX 180 VOLTS			5=8		
02	1/4-28 UNF-2B TAPS WERE .63 DEEP PER ECR81849.	RPB 11/25/03	BC .XXX	±.005		REF	M1030589.00		
01	UPDATED TO CATALOG INFORMATION PER K.K.	CAS 10/31/00	SAD .XXXX	±.0005	MAT'L	FMF	M1135139.00		
NO.	REVISION	BY & DATE	CHK	ANG	±1/2"	FINISH	LEESON		
THIS DRAWING IN DESIGN AND DETAIL IS OUR PROPERTY AND MUST NOT BE USED EXCEPT IN CONNECTION WITH OUR WORK ALL RIGHTS OF DESIGN AND INVENTION ARE RESERVED THIS IS AN ELECTRONICALLY GENERATED DOCUMENT - DO NOT SCALE THIS PRINT				RFP	CAD FILE	M1030693	SIZE	DRAWING NO.	REV.
				DIST			B	M1030693.00	02

D.C. MOTORS



EXTERNAL CONNECTIONS FOR CW ROTATION  
 VIEWING LEAD END OF MOTOR WITH RED LEAD  
 POSITIVE AND BLACK LEAD NEGATIVE (-)  
 FOR CCW ROTATION REVERSE POLARITY



07	CORRECTED "N" & "S", ECR 80000 (PER BC)	VS	8/14/02	BC	TOLERANCES UNLESS SPECIFIED		<b>LEESON</b>	ELECTRIC MOTORS GEARMOTORS AND DRIVES	DRAWN	SPV	12/10/91
06	REMOVED GROUND HOLE	TMZ	3/16/95	DEC.	INCHES				CHK	DWF	5/20/92
05	REVERSE ROTATION WAS CW	SPV	6/3/94	.X	±.1			APPD			
04	CHANGED ROTATION FROM CCW TO CW	MJS	3/9/93	.XX	±.01	TITLE	CONNECTION DIAGRAM	SCALE	1=1		
03	REVISED ROTATION NOTE	DWF	1/6/93	.XXX	±.005			REF			
02	ADDED GREEN LEAD	DWF	8/1/92	.XXXX	±.0005	MAT'L.		FMF	M9131D2N22		
NO.	REVISION	BY & DATE	CHK	ANG	±1/2"	FINISH		PREV			
THIS DRAWING IN DESIGN AND DETAIL IS OUR PROPERTY AND MUST NOT BE USED EXCEPT IN CONNECTION WITH OUR WORK ALL RIGHTS OF DESIGN AND INVENTION ARE RESERVED THIS IS AN ELECTRONICALLY GENERATED DOCUMENT - DO NOT SCALE THIS PRINT				RFP	CAD FILE	M100512401	SIZE	DRAWING NO.	REV.		
				DIST			A	M1005124.01	07		