

PRODUCT INFORMATION PACKET



Model No: CM34D25NZ54B

Catalog No: M1135109.00

...50:1.50RPM.250LBIN.1/4HP.34...DC GEARMOTORS SUB-FHP.90V..TENV.CM34D25NZ54B
PE350 Series



Regal and Leeson are trademarks of Regal Beloit Corporation or one of its affiliated companies.

©2018 Regal Beloit Corporation, All Rights Reserved. MC017097E





Nameplate Specifications

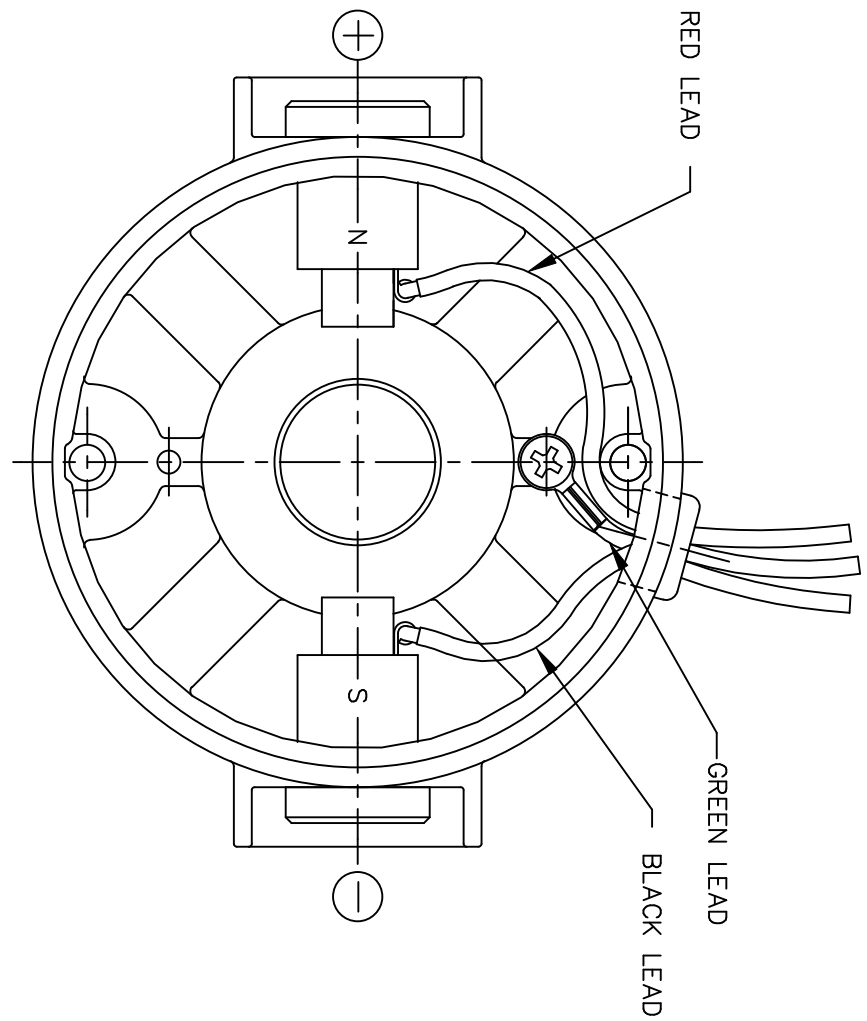
Output HP	0.25 Hp	Output KW	0.19 kW
Voltage	90 V	Current	2.3 A
Speed	50 rpm	Service Factor	1
Efficiency	65.2 %	Duty	Continuous
Insulation Class	F	Frame	34
Enclosure	Totally Enclosed Non Ventilated	Overload Protector	No
Ambient Temperature	40 °C	Drive End Bearing Size	6201
Opp Drive End Bearing Size	608	UL	Recognized
CSA	Y	CE	Y

Technical Specifications

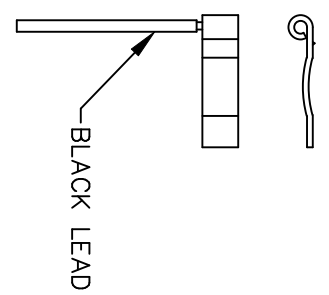
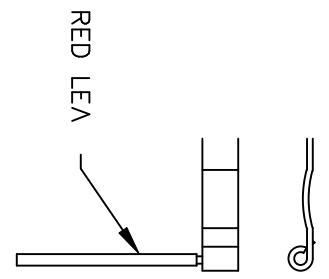
Rotation	Reversible	Mounting	Special
Shaft Type	Parallel	Overall Length	13.31 in
Frame Length	6.06 in	Shaft Diameter	0.750 in
Shaft Extension	1.625 in		
Outline Drawing	M1030589-M1135109	Connection Diagram	M100512401

This is an uncontrolled document once printed or downloaded and is subject to change without notice. Date Created: 10/15/2018

D.C. MOTORS



EXTERNAL CONNECTIONS FOR CW ROTATION
 VIEWING LEAD END OF MOTOR WITH RED LEAD
 POSITIVE AND BLACK LEAD NEGATIVE (-)
 FOR CCW ROTATION REVERSE POLARITY



07	CORRECTED "N" & "S", ECR 80000 (PER BC)	VS	8/14/02	BC	TOLERANCES UNLESS SPECIFIED		LEESON	ELECTRIC MOTORS GEARMOTORS AND DRIVES	DRAWN	SPV 12/10/91
06	REMOVED GROUND HOLE	TMZ	3/16/95	DEC.	INCHES				CHK	DWF 5/20/92
05	REVERSE ROTATION WAS CW	SPV	6/3/94	.X	±.1		TITLE	CONNECTION DIAGRAM	APPD	
04	CHANGED ROTATION FROM CCW TO CW	MJS	3/9/93	.XX	±.01				SCALE	1=1
03	REVISED ROTATION NOTE	DWF	1/6/93	.XXX	±.005		MAT'L.		REF	
02	ADDED GREEN LEAD	DWF	8/1/92	.XXXX	±.0005				FINISH	
NO.	REVISION	BY & DATE	CHK	ANG	±1/2"				PREV	
THIS DRAWING IN DESIGN AND DETAIL IS OUR PROPERTY AND MUST NOT BE USED EXCEPT IN CONNECTION WITH OUR WORK ALL RIGHTS OF DESIGN AND INVENTION ARE RESERVED THIS IS AN ELECTRONICALLY GENERATED DOCUMENT - DO NOT SCALE THIS PRINT				RFP	CAD FILE	M100512401	SIZE	DRAWING NO.	REV.	
				DIST			A	M1005124.01	07	