

# PRODUCT INFORMATION PACKET



Model No: C6T34DK27A

Catalog No: E116784.00

E116784.00..1HP..3450RPM.56C.DP.230/460V.3PH.60HZ.CONT.40C.1.15SF.RIGID C  
FACE.C6T34DK27.....GENERAL PURPOSE.T-STAT.....

Open Drip Proof (ODP)



Regal and Leeson are trademarks of Regal Beloit Corporation or one of its affiliated companies.

©2018 Regal Beloit Corporation, All Rights Reserved. MC017097E





### Nameplate Specifications

Output HP	1 Hp	Output KW	0.75 kW
Frequency	60 Hz	Voltage	230/460 V
Current	3.2/1.6 A	Speed	3450 rpm
Service Factor	1.15	Phase	3
Efficiency	77 %	Duty	Continuous
Insulation Class	F	Design Code	B
KVA Code	J	Frame	56C
Enclosure	Drip Proof	Overload Protector	No
Ambient Temperature	40 °C	Drive End Bearing Size	6203
Opp Drive End Bearing Size	6203	UL	Recognized
CSA	Y	CE	Y
IP Code	22		

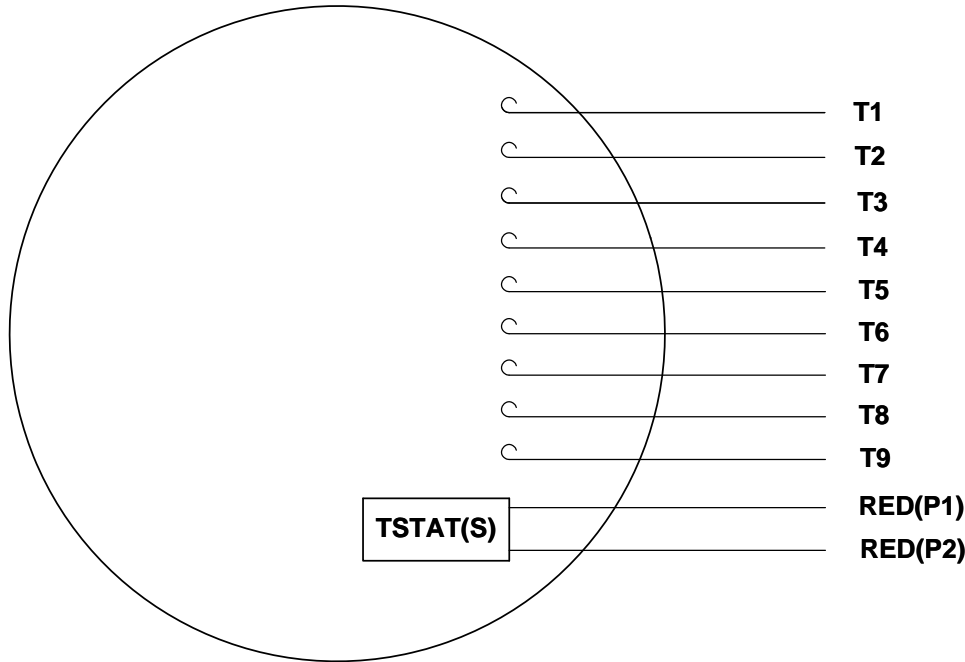
### Technical Specifications

Electrical Type	Squirrel Cage Inverter Rated	Starting Method	Line Or Inverter
Poles	2	Rotation	Reversible
Mounting	Rigid base	Motor Orientation	HORIZONTAL
Drive End Bearing	BALL	Opp Drive End Bearing	BALL
Frame Material	Rolled Steel	Shaft Type	NEMA 56
Overall Length	9.87 in	Frame Length	5.00 in
Shaft Diameter	0.625 in	Shaft Extension	1.88 in
Assembly/Box Mounting	F1 ONLY		
Outline Drawing	607-0356-500	Connection Diagram	005010.20

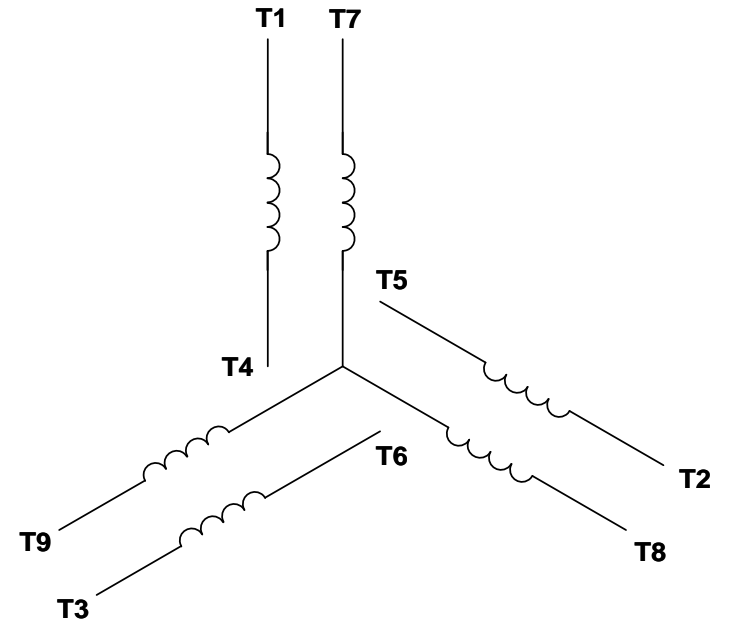
This is an uncontrolled document once printed or downloaded and is subject to change without notice. Date Created: 10/15/2018



VIEW FROM OUTSIDE OF MOTOR AT SWITCH END. Uncontrolled Copy



**LINE LEADS**



VOLTAGE	L1	L2	L3	JOIN & INSULATE
HIGH	T1	T2	T3	(T4,T7) (T5,T8) (T6,T9)
LOW	T1,T7	T2,T8	T3,T9	T4,T5,T6

DRAWING REVISION <b>G</b>	REVISION BY <b>MVG</b>	DATE <b>04/05/2017</b>
ECO <b>ECO-0121253</b>	APPROVED BY <b>SM</b>	DATE <b>04/05/2017</b>

ECO DESCRIPTION  
**ADDED P1 & P2 FOR TSTAT**

COPYRIGHT REGAL BELOIT AMERICA, INC. ALL RIGHTS RESERVED.  
PROPRIETARY AND CONFIDENTIAL INFORMATION - THIS DOCUMENT IS THE PROPERTY OF  
REGAL BELOIT AMERICA, INC. ("OWNER") AND CONTAINS OWNER'S PROPRIETARY  
INFORMATION. ANY PERSON, CORPORATION OR OTHER FIRM RECEIVING IT IS DEEMED,  
BY RECEIVING IT, TO AGREE THAT IT, AND/OR ANY PART OF IT, SHALL NOT BE DISCLOSED  
TO ANY PERSON, CORPORATION OR OTHER ENTITY, DUPLICATED, AND/OR USED, EXCEPT  
AS EXPRESSLY APPROVED IN WRITING IN ADVANCE BY OWNER. THIS DOCUMENT SHALL  
BE RETURNED TO OWNER UPON REQUEST. IT MAY BE SUBJECT TO CERTAIN  
RESTRICTIONS UNDER APPLICABLE EXPORT CONTROL LAWS AND REGULATIONS.

TOLERANCES UNLESS OTHERWISE SPECIFIED:

DEC.	INCH	mm	ANGLE
.X	±0.1	[±2.5]	±0.5°
.XX	±0.01	[±0.25]	
.XXX	±0.005	[±0.127]	
.XXXX	±0.0005	[±0.0127]	

**REMOVE BURRS & BREAK SHARP EDGES: .003/.015 [.076/.381] X 45°**  
**CORNER FILLETS: R.02 [.51]**  
**MACHINED SURFACES: 125/3.2**  
 INCH/mm

mm SHOWN IN [BRACKETS]

DRAWN BY <b>DBT 12/16/97</b>	DATE
APPROVED BY <b>KH 12/17/97</b>	DATE
REFERENCE	
THIRD ANGLE PROJECTION	

**REGAL**™ Regal Beloit America, Inc.

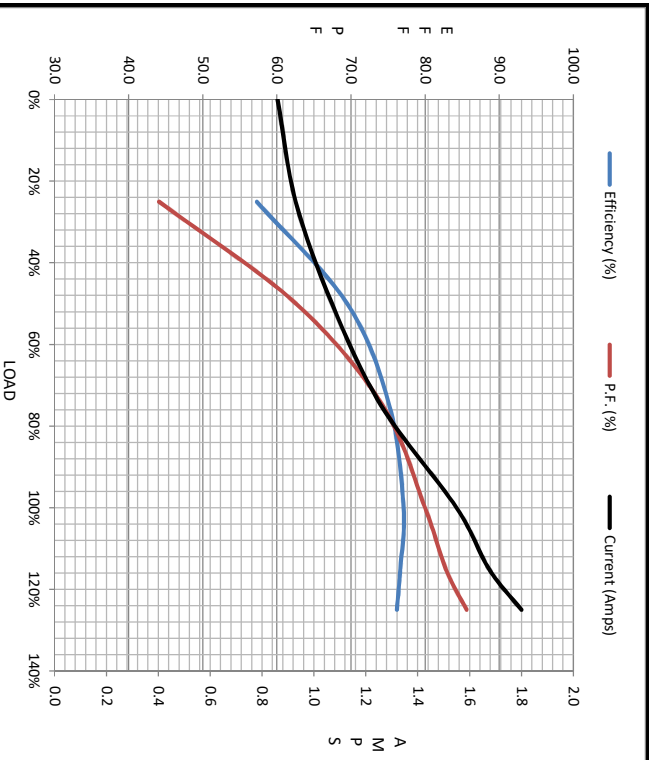
DESCRIPTION  
**CONN DIAGRAM-EXTERNAL**  
3 PHASE WITH PROTECTOR

MATERIAL <b>DECAL - 004014 (TSTAT) - 080582</b>	PROCESS/FINISH <b>STOCK</b>
SIZE <b>A</b>	DRAWING NUMBER <b>00501020</b>
SHEET <b>1 OF 1</b>	



Motor Load Data						
Load	0%	25%	50%	75%	100%	LR
Current (Amps)	0.86	0.93	1.07	1.26	1.55	10.0
Torque (ft-lb)	0.00	0.37	0.74	1.13	1.55	3.6
RPM	3600	3563	3530	3495	3460	0
Efficiency (%)		57.3	69.5	75.2	77.1	76.7
P.F. (%)	23.1	44.1	62.6	74.3	80.0	82.8

Motor Speed Data						Information Block																									
	LR	Pull-Up	BD	Rated	Idle	HP	Sync. RPM	Frame	Enclosure	Construction	Voltage	Frequency	Design	LR Code letter	Service Factor	Temp Rise @ FL	Duty	Ambient	Elevation	Rotor/Shaft wk <sup>2</sup>	Ref Wdg	Sound Pressure @ 1M	VFD Rating	Outline Dwg	Conn. Diag	Additional Specifications:	EQUIV CKT (OHMS / PHASE)				
Speed (RPM)	0	200	2600	3460	3600	1.0	3600	140	DP	NA	230/460#190/380	60	B	J	1.15	53	CONT	40	1,000	0.03	T632161 DR	0	CONSTANT 10:1	607-0193-500	005010.20		R1	R2	X1	X2	Xm
Current (Amps)	10.0	9.2	6.0	1.55	0.86																						0.0000	0.0000	0.0000	0.0000	0.0000
Torque (ft-lb)	3.6	3.5	5.0	1.55	0.00																										



	R1	R2	X1	X2	Xm
0.0000	0.0000	0.0000	0.0000	0.0000	0.0000

