

# PRODUCT INFORMATION PACKET



Model No: C6T34NB1D

Catalog No: 110143.00

1/2HP..3450RPM.56.TENV.208-230/460V.3PH.60HZ.CONT.NOT.40C.1.15SF.RIGID.GENERAL  
PURPOSE.C6T34NB1D

Totally Enclosed Non-Ventilated (TENV)



Regal and Leeson are trademarks of Regal Beloit Corporation or one of its affiliated companies.

©2018 Regal Beloit Corporation, All Rights Reserved. MC017097E





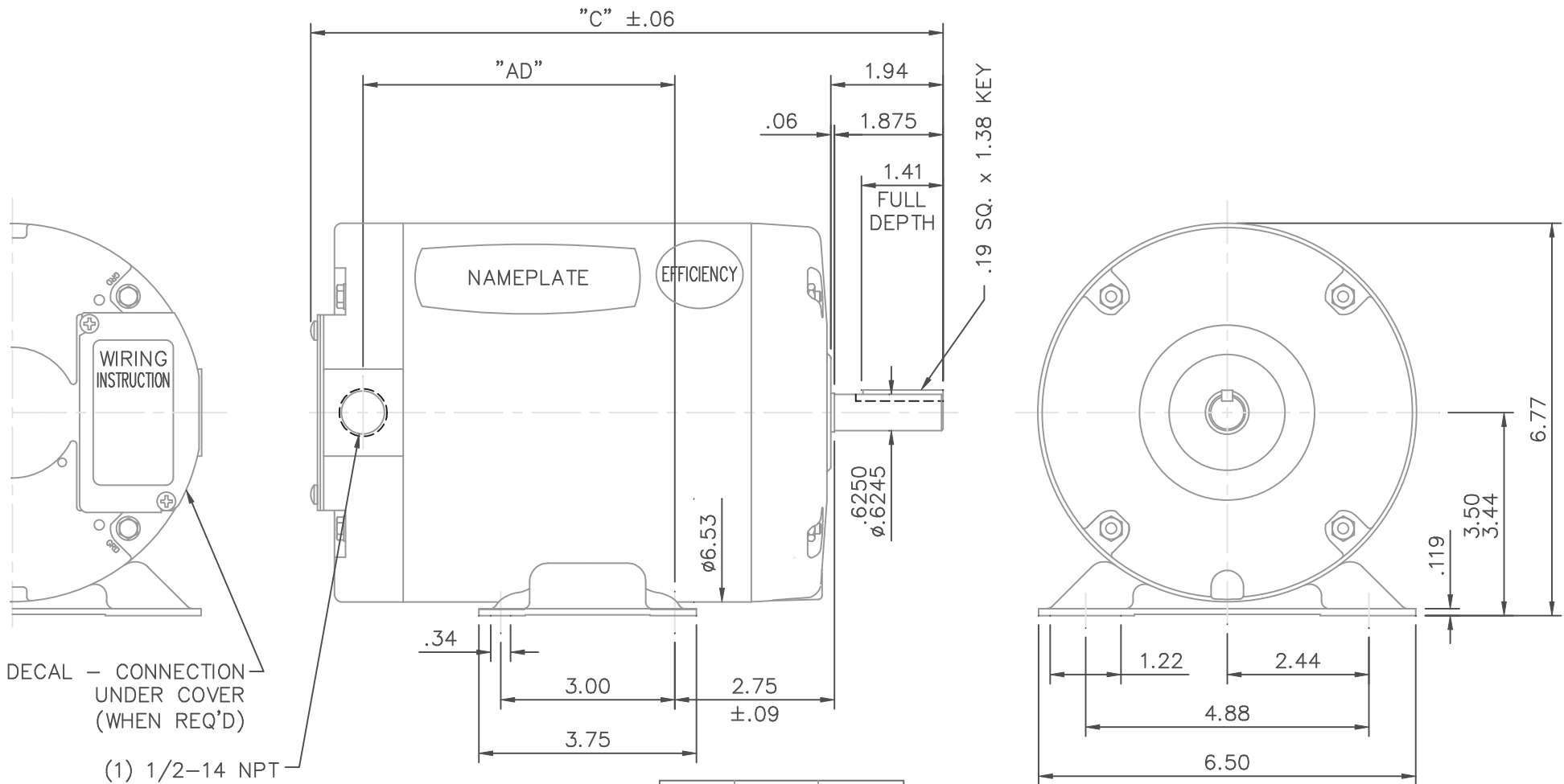
### Nameplate Specifications

Output HP	<b>0.50 Hp</b>	Output KW	<b>0.37 kW</b>
Frequency	<b>60 Hz</b>	Voltage	<b>208-230/460 V</b>
Current	<b>1.7-1.6/0.80 A</b>	Speed	<b>3450 rpm</b>
Service Factor	<b>1.15</b>	Phase	<b>3</b>
Efficiency	<b>82.5 %</b>	Duty	<b>Continuous</b>
Insulation Class	<b>B</b>	Design Code	<b>B</b>
KVA Code	<b>M</b>	Frame	<b>56</b>
Enclosure	<b>Totally Enclosed Non Ventilated</b>	Overload Protector	<b>No</b>
Ambient Temperature	<b>40 °C</b>	Drive End Bearing Size	<b>6203</b>
Opp Drive End Bearing Size	<b>6203</b>	UL	<b>Recognized</b>
CSA	<b>Y</b>	CE	<b>N</b>
IP Code	<b>43</b>		

### Technical Specifications

Electrical Type	<b>Squirrel Cage Induction Run</b>	Starting Method	<b>Across The Line</b>
Poles	<b>2</b>	Rotation	<b>Reversible</b>
Mounting	<b>Rigid base</b>	Motor Orientation	<b>HORIZONTAL</b>
Drive End Bearing	<b>BALL</b>	Opp Drive End Bearing	<b>BALL</b>
Frame Material	<b>Rolled Steel</b>	Shaft Type	<b>NEMA 56</b>
Overall Length	<b>10.40 in</b>	Frame Length	<b>5.50 in</b>
Shaft Diameter	<b>0.625 in</b>	Shaft Extension	<b>1.88 in</b>
Assembly/Box Mounting	<b>F1 ONLY</b>		
Outline Drawing	<b>034982-550</b>	Connection Diagram	<b>005010.01</b>

**This is an uncontrolled document once printed or downloaded and is subject to change without notice. Date Created: 10/15/2018**



DECAL - CONNECTION UNDER COVER (WHEN REQ'D)  
 (1) 1/2-14 NPT (PLUGGED)

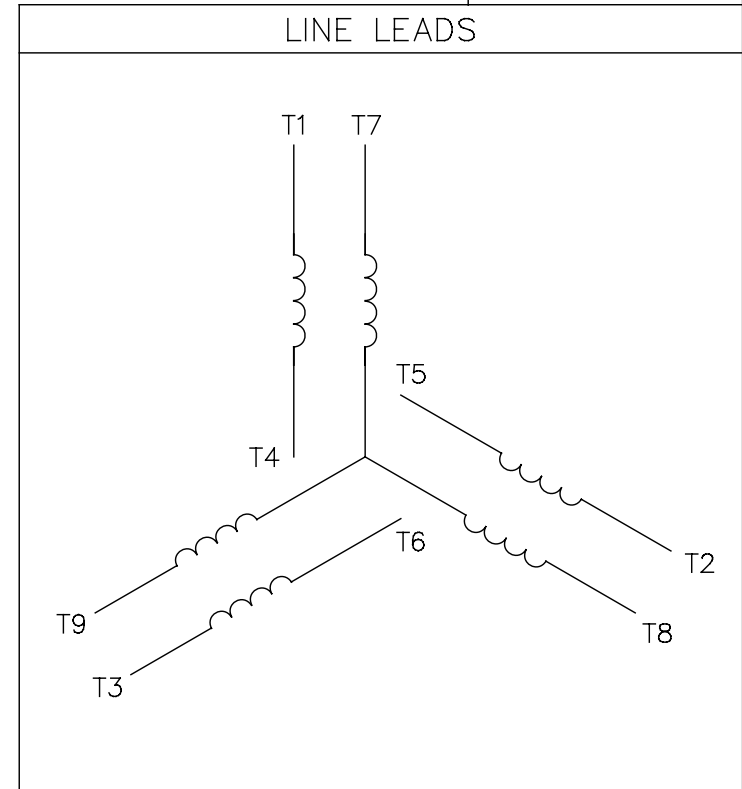
DASH NO.	"C"	"AD"
500	9.90	4.37
550	10.40	4.87
600	10.90	5.37
650	11.40	5.87

GASKETS THROUGHOUT

				TOLERANCES UNLESS SPECIFIED		ELECTRIC MOTORS GEARMOTORS AND DRIVES		DRAWN RDW 2/21/03	
				DEC.	INCHES	LEESON		CHK	
				.X	±.1	TITLE OUTLINE - 56 FRAME TENV - RIGID		APPD SW 2/21/03	
				.XX	±.03			SCALE 3=8	
				.XXX	±.005			REF	
				.XXXX	±.0005			FMF	
NO.	REVISION	BY & DATE	CHK	ANG	±1/2'	MAT'L.	GENERAL PURPOSE	FINISH	PREV
				RFP	2/21/03	CAD FILE	034982	SIZE	DRAWING NO.
				DIST	BRF-NLV			A	034982
								REV.	

005010-01

VIEW FROM OUTSIDE OF MOTOR AT SWITCH END.



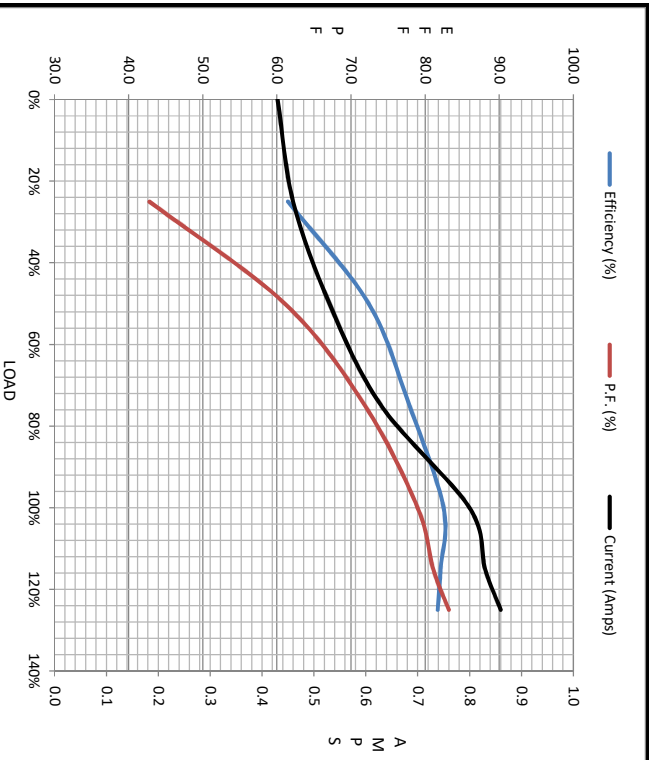
VOLTAGE	L1	L2	L3	JOIN & INSULATE
HIGH	T1	T2	T3	(T4,T7) (T5,T8) (T6,T9)
LOW	T1,T7	T2,T8	T3,T9	T4,T5,T6

				TOLERANCES UNLESS SPECIFIED		<b>Regal Beloit America, Inc.</b>		DRAWN RDW 04/12/02		
				DEC.	INCHES			CHK		
				.X	±.1			APPD		
				.XX	±.01	TITLE EXTERNAL WIRING DIAGRAM 3 PHASE W/O PROTECTOR		SCALE 1=1		
				.XXX	±.005			REF FIG.2-51		
A	UPDATED TO REGAL LOGO	SAJ 06/26/15	AJY	.XXXX	±.0005	MAT'L. DECAL - 004014		FMF		
NO.	REVISION	BY & DATE	CHK	ANG	±1/2"	FINISH		PREV		
THIS DRAWING IN DESIGN AND DETAIL IS OUR PROPERTY AND MUST NOT BE USED EXCEPT IN CONNECTION WITH OUR WORK ALL RIGHTS OF DESIGN AND INVENTION ARE RESERVED THIS IS AN ELECTRONICALLY GENERATED DOCUMENT - DO NOT SCALE THIS PRINT				RFP	04/12/02	CAD FILE 00501001		SIZE	DRAWING NO.	REV.
				DIST	BRF-NLV	A	005010-01	A		



Motor Load Data						
Load	0%	25%	50%	75%	100%	LR
Current (Amps)	0.43	0.46	0.53	0.63	0.80	7.0
Torque (ft-lb)	0.00	0.19	0.37	0.56	0.75	2.53
RPM	3600	3576	3556	3535	3510	0
Efficiency (%)		61.5	72.4	77.9	82.5	
P.F. (%)	24.5	42.8	61.1	71.9	79.0	81.1

Motor Speed Data						Information Block																										
	LR	Pull-Up	BD	Rated	Idle	HP	Sync. RPM	Frame	Enclosure	Construction	Voltage	Frequency	Design	LR Code letter	Service Factor	Temp Rise @ FL	Duty	Ambient	Elevation	Rotor/Shaft wk <sup>2</sup>	Ref Wdg	Sound Pressure @ 1M	VFD Rating	Outline Dwg	Conn. Diag	Additional Specifications:	EQUIV CKT (OHMS / PHASE)	R1	R2	X1	X2	Xm
Speed (RPM)	0	400	2700	3510	3600	0.5	3600	140	TENV	TTW	208-230/460	60	B	M	1.15	60	CONT	40	1,000	0.04	T632165 NR	65	NONE	034982-550	005010.01		0.0000	0.0000	0.0000	0.0000	0.0000	
Current (Amps)	7.0	6.4	4.2	0.80	0.43																											
Torque (ft-lb)	2.53	2.30	3.6	0.75	0.00																											



	R1	R2	X1	X2	Xm
0.0000	0.0000	0.0000	0.0000	0.0000	0.0000

