

PRODUCT INFORMATION PACKET



Model No: C4T17FZ49B

Catalog No: 107033.00

P1100...42:1.41RPM.700LBIN..5HP.48Y...AC GEARMOTORS FHP.208-
230/460V.3PH.60HZ.TEFC.C4T17FZ49B

P1100 Series



Regal and Leeson are trademarks of Regal Beloit Corporation or one of its affiliated companies.

©2018 Regal Beloit Corporation, All Rights Reserved. MC017097E





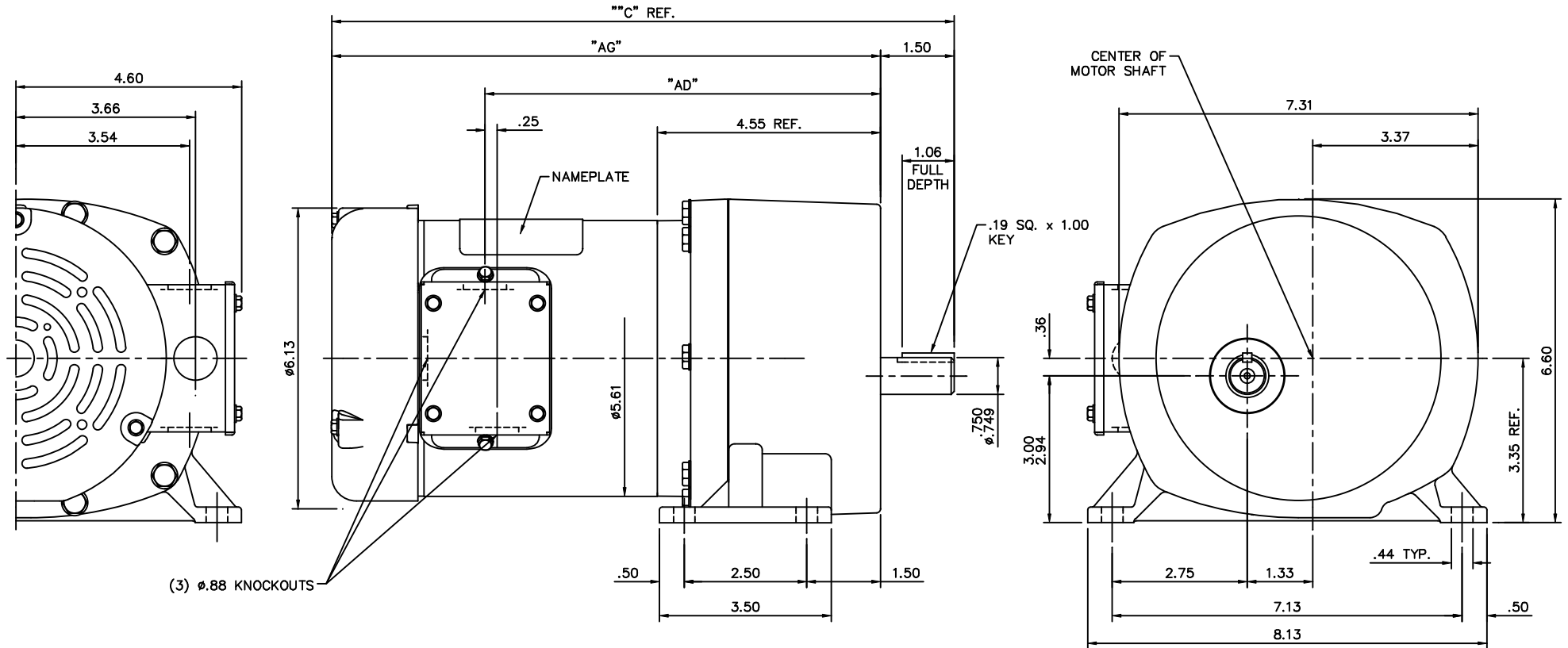
Nameplate Specifications

Output HP	0.50 Hp	Output KW	0.37 kW
Frequency	60 Hz	Voltage	208-230/460 V
Current	2.0/1.0 A	Speed	41 rpm
Service Factor	1.15	Phase	3
Duty	Continuous	Insulation Class	F
KVA Code	K	Frame	48Y
Enclosure	Totally Enclosed Fan Cooled	Overload Protector	No
Ambient Temperature	40 °C	Drive End Bearing Size	6203
Opp Drive End Bearing Size	6203	UL	Recognized
CSA	Y	CE	N

Technical Specifications

Rotation	Reversible	Mounting	Special
Shaft Type	Parallel	Overall Length	13.42 in
Frame Length	5.50 in	Shaft Diameter	0.750 in
Shaft Extension	1.5 in		
Outline Drawing	031837-550	Connection Diagram	005010.01

This is an uncontrolled document once printed or downloaded and is subject to change without notice. Date Created: 10/15/2018



(3) ø.88 KNOCKOUTS

GEARBOX RATIO	H.P.	CATALOG NUMBER	OUTLINE DASH NO.
95:1	1/3	107025.00	500
66:1	1/3	107026.00	500
42:1	1/3	107027.00	500
29:1	1/3	107028.00	500
19:1	1/3	107029.00	500
11:1	1/3	107030.00	500
6:1	1/3	107031.00	500
79:1	1/2	107032.00	550
42:1	1/2	107033.00	550
29:1	1/2	107034.00	550
19:1	1/2	107035.00	550
13:1	1/2	107036.00	550
6:1	1/2	107037.00	550

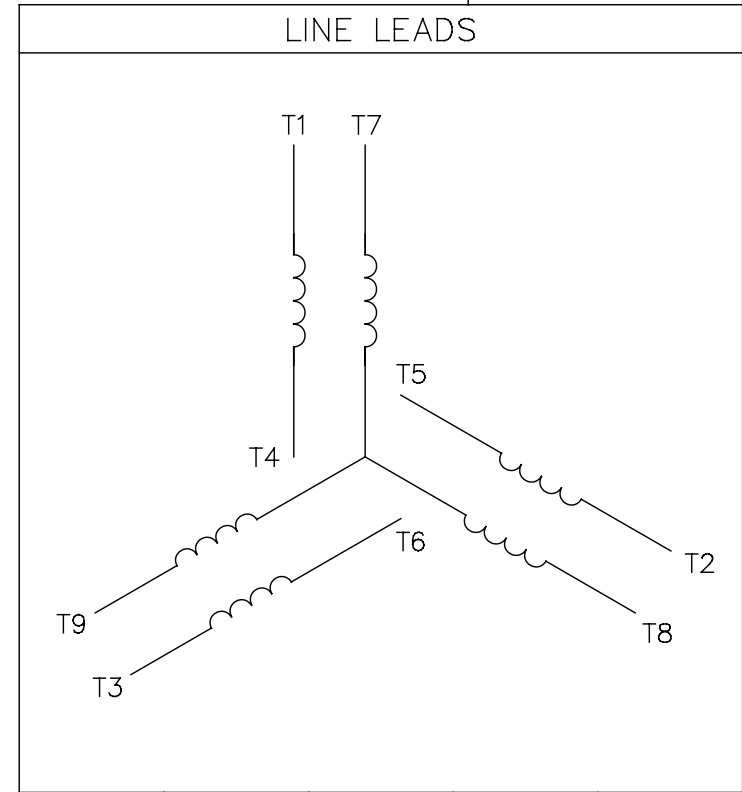
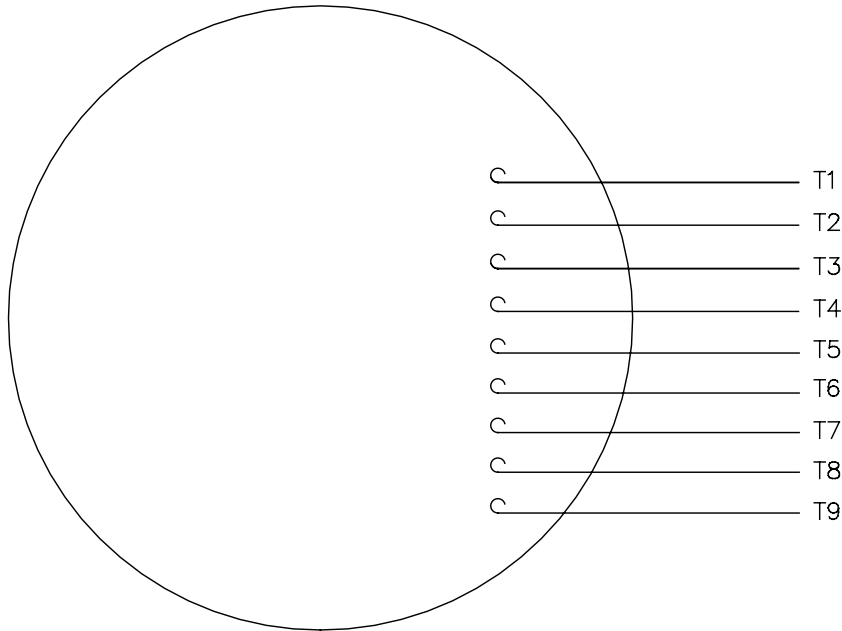
OUTLINE DASH NO.	"C"	"AG"	"AD"
500	12.92	11.42	8.31
550	13.42	11.92	8.81

GASKETS THROUGHOUT

		TOLERANCES UNLESS SPECIFIED		LEESON	ELECTRIC MOTORS GEARMOTORS AND DRIVES	DRAWN PG 11/28/05
		DEC.	INCHES			CHK
		.X	±.1	TITLE OUTLINE - 48 FRAME TEFC GEARMOTOR		APPD
		.XX	±.03	MAT'L 3 PHASE		SCALE 1=2
		.XXX	±.005	FINISH STANDARD		REF 031259
		.XXXX	±.0005	CAD FILE 031837		FMF 107025.00
NO.	REVISION	BY & DATE	CHK	ANG	±1/2"	PREV
THIS DRAWING IN DESIGN AND DETAIL IS OUR PROPERTY AND MUST NOT BE USED EXCEPT IN CONNECTION WITH OUR WORK ALL RIGHTS OF DESIGN AND INVENTION ARE RESERVED THIS IS AN ELECTRONICALLY GENERATED DOCUMENT - DO NOT SCALE THIS PRINT				RFP	DIST	DRAWING NO. 031837
				B		REV.

005010-01

VIEW FROM OUTSIDE OF MOTOR AT SWITCH END.



VOLTAGE	L1	L2	L3	JOIN & INSULATE
HIGH	T1	T2	T3	(T4,T7) (T5,T8) (T6,T9)
LOW	T1,T7	T2,T8	T3,T9	T4,T5,T6

				TOLERANCES UNLESS SPECIFIED		Regal Beloit America, Inc.		DRAWN RDW 04/12/02		
				DEC.	INCHES			CHK		
				.X	±.1			APPD		
				.XX	±.01			SCALE 1=1		
				.XXX	±.005	REF FIG.2-51				
A	UPDATED TO REGAL LOGO	SAJ 06/26/15	AJY	.XXXX	±.0005	TITLE EXTERNAL WIRING DIAGRAM 3 PHASE W/O PROTECTOR		FMF		
NO.	REVISION	BY & DATE	CHK	ANG	±1/2"	FINISH MAT'L. DECAL - 004014		PREV		
THIS DRAWING IN DESIGN AND DETAIL IS OUR PROPERTY AND MUST NOT BE USED EXCEPT IN CONNECTION WITH OUR WORK ALL RIGHTS OF DESIGN AND INVENTION ARE RESERVED THIS IS AN ELECTRONICALLY GENERATED DOCUMENT - DO NOT SCALE THIS PRINT				RFP	04/12/02	CAD FILE 00501001		SIZE	DRAWING NO.	REV.
				DIST BRF-NLV		A	005010-01	A		